



BPB

Banka e vendit tënd

2016 | ANNUAL
REPORT






BPB

Banka e vendit tënd

2016

ANNUAL
REPORT





When something is
important enough, you do it
even if the odds are not in
your favor.

Elon Musk

King Gent had made many economic reforms in Illyria, with one of them being the production of coins, before the new era.

According to the historical data, King Gent was also dedicated to cultivating flowers.

Gentiana Luthea was the flower he cultivated for his wife – the Illyrian Ethute, and is part of the bank's identity.



CONTENT

8 | Mission & Vision

14 | Letter from
the CEO

18 | Financial
Results

26 | Human resources

30 | Information
technology

36 | Social
responsibility

43-95 | Independent
Auditors Report

10 | Organization
structure

16 | Letter from
Chairman of
The board

22 | Corporate
and individual
customers

28 | Risk
management

31 | Compliance

37 | Operations
management



MISSION

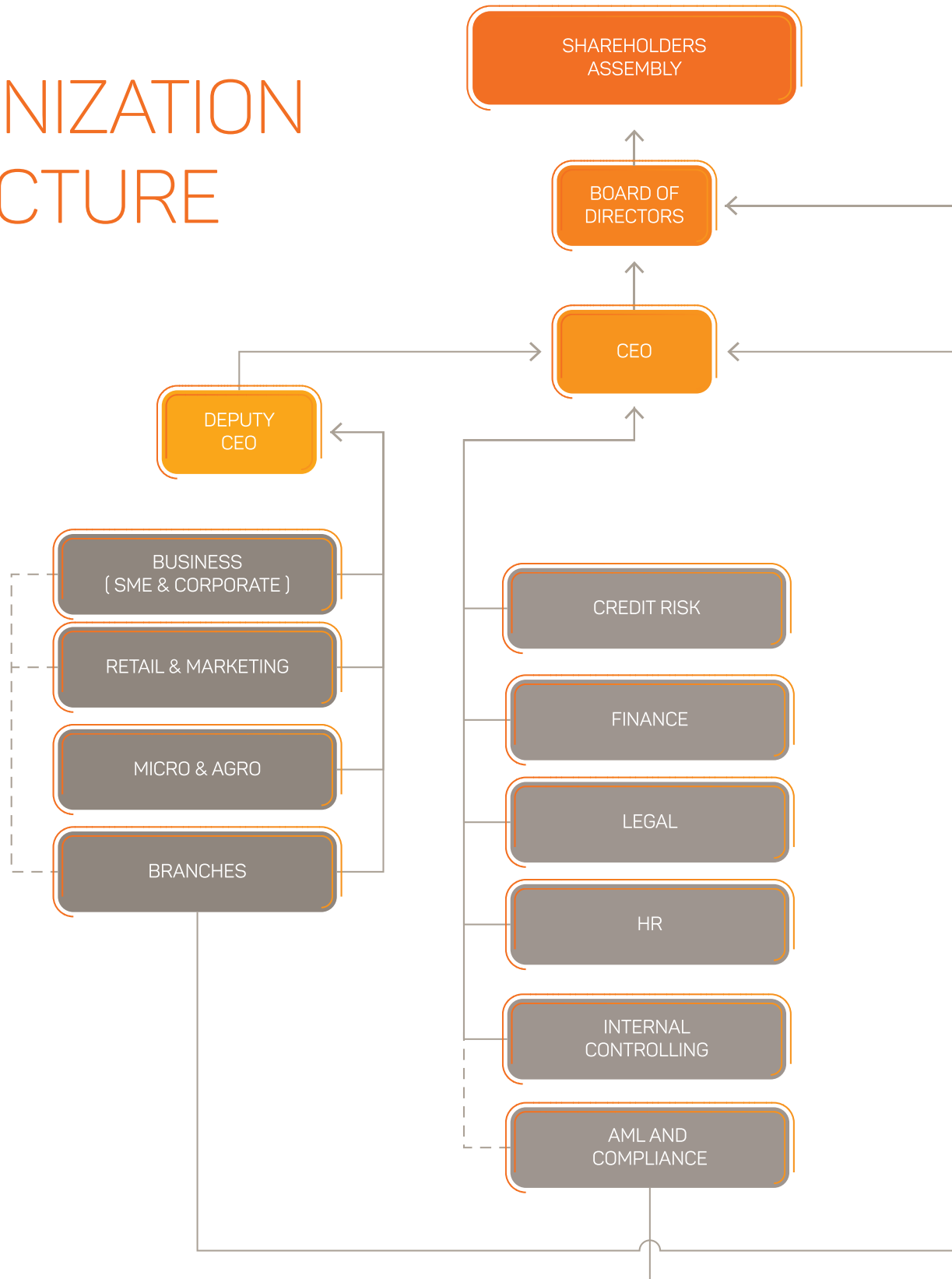
To be a reliable partner for customers in meeting their financial requirements and a secure supporter of their overall development.

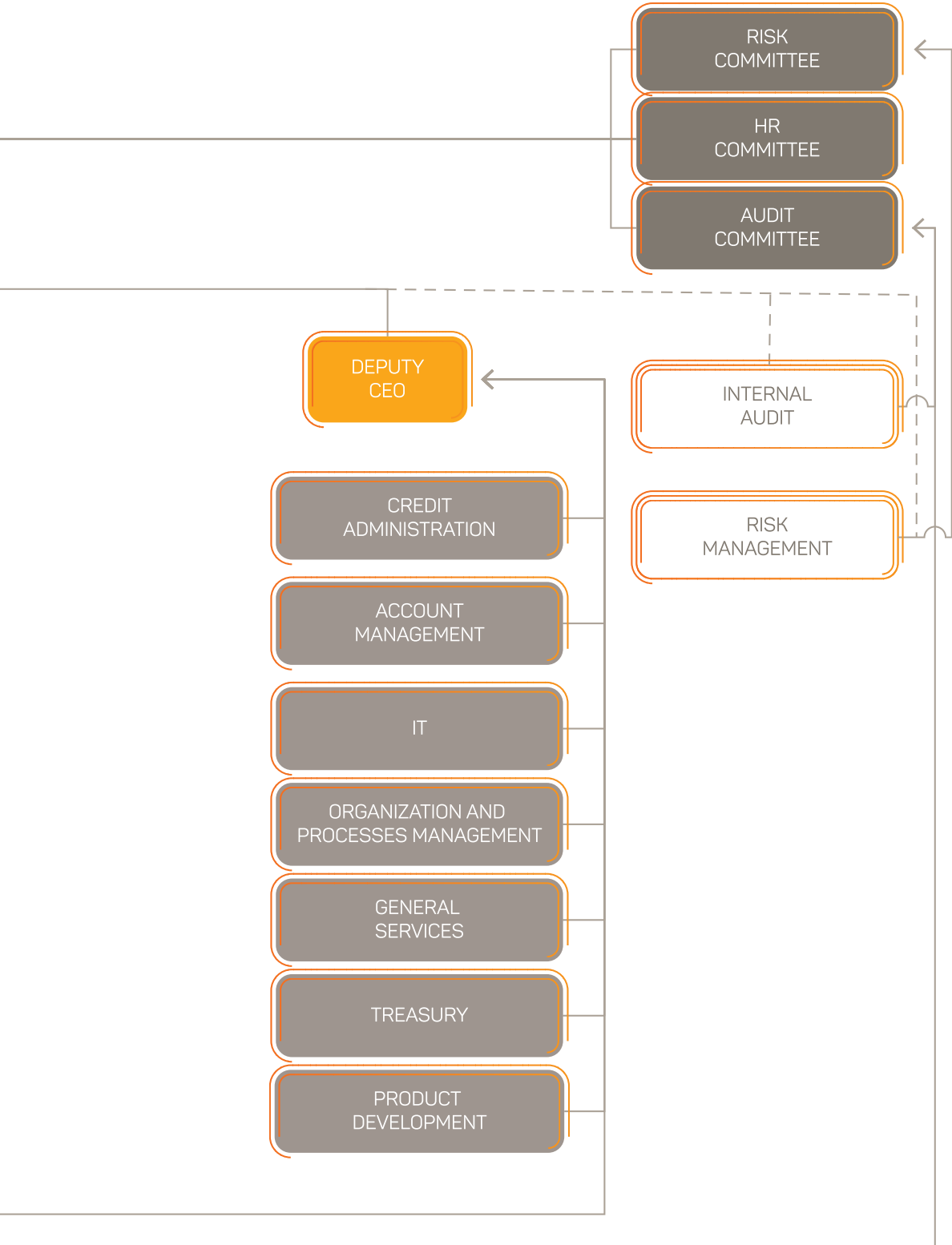


VISION

BPB's vision is to grow in sustainable ways, with the aim of supporting individuals and businesses in their economic development.

ORGANIZATION STRUCTURE







Don't call it a dream,
call it a plan.

Unknown

LETTER FROM CHAIRMAN OF THE BOARD

Dear readers,

If 2015 was the year for refocusing then 2016 witnessed the start of rebuilding the business. This required a new approach and Arton Celina was appointed Chief Executive in May on the expiry of Richard Beasley's contract. To reflect the demands of taking the Bank forward, and to allow a strict segregation of responsibilities, Artan Sadiku was appointed as a second Deputy in August.

During the year the rebranding of our branches has continued, with some also being relocated so that they may better serve our customers. Our new image has been complemented by a redesign of the interiors of our branches to make them more customer friendly. This has been appreciated by our customers.

The results for 2016 reflect the impetus achieved by the new team, with their focus on personal customers and micro and small businesses. The growth in our deposits has been achieved by attracting a wide range of new customers, such that the Bank is not dependent on a few large depositors.

A similar approach has been adopted when it comes to lending. By focusing on personal customers and smaller businesses we have attracted many new borrowers. This has enabled the Bank to spread the risks across a wide range of borrowers. 2016 has been a record year for BPB, with increased profits, and growth in both sides of our balance sheet. The Board is confident in the ability of the staff to continue growing the Bank prudently and increasing retained earnings over the coming years. Our shareholders have been very patient and supportive and the Board is recommending the payment of a dividend for the first time in the Bank's history.

This is an important milestone in the Bank's journey. The progress made would not be possible without the energy and enthusiasm of the management and staff, and the Management has reflected this in establishing a performance based bonus system for all staff.





I would like to take this opportunity to thank all BPB staff for their acceptance of change and their dedication to taking the Bank forward. I have confidence that through them the Bank will continue to develop, grow, and generate a good return on our capital.

The Board members have provided guidance and support to the Bank Management and I would like to acknowledge their contribution to the success of the Bank in 2016.

Oliver Whittle
Chairman of the Board

Oliver Whittle

LETTER FROM THE CEO

Dear readers,

2016 has been a year of radical changes for BPB in terms of organization as well as in business terms, and at the same time has been an extremely successful year, which is also confirmed by financial indicators.

This year has been successful for the entire financial sector, as the growth of the loan portfolio by over 10% is a very favorable step for the economy in general. This growth is significantly higher than the country's economic growth, which provides a solid foundation for further development in our country. Following the financial performance of the sector in the country, BPB has performed above the growth rates of the sector in most financial indicators, which motivates us and convinces us that we are on the right track with our commitments, namely in terms of sustainable and stable institutional development.

The main changes in 2016, which still continue, have to do with the re-positioning of the bank in the market, as a bank that is focused on Small and Medium Enterprises, a sector which constitutes the backbone of our country's economy.

By serving this business segment, the BPB seeks to fulfill its aspirations expressed in its vision, as a bank that invests and stimulates the growth of SMEs through the products and services specially designed for this segment of customers.

This re-positioning also implies the internal organizational reform, where the requirements of these customer categories will also reflect on the internal functioning of the bank's operations. For this reason, we are also mobilizing to make the necessary investments in Information Technology as well as in our precious human capital. Through a proper plan the entire staff, especially the staff dedicated for customer care, has undergone significant and well-planned training courses, so that the bank's objective is based on a well-trained staff to respond to challenges of the new business model.



Without any doubt, all results and changes achieved have materialized through the maximum commitment of BPB staff, who on this occasion I thank immensely for their contribution during 2016.

Based on macroeconomic indicators, as well as on the basis of information coming from the business environment in the country and abroad, 2017 is expected to be a successful year, and we are optimistic that this year through its re-positioning BPB, will be even more present in the financial market, and will be the first home of financial services for SMEs in Kosovo. All investments made in 2016 and their extension in 2017, are also a genuine guarantee for an even better performance in 2017!

Thank you!
Arton Celina

Arton Celina

FINANCIAL RESULTS AS PER IFRS

Bank for Business (hereinafter "BPB") during 2016 had net interest income in the amount of approximately 8.2 million euro. This type of income represents around 67.2% of the total Bank operational revenue, and compared with the previous year there is an increase of approximately 0.6 million euro or 8.6%.

Interest expenses for 2016 were 1.7 million euro (2015: 1.7 million euro). Average interest rates on deposits had a falling trend in 2016, while customer deposits grew by 24.7 million euro or 21.4%.

Net interest margin was 8.1% compared to 8.6% the previous year.

Fees and commission net income in the amount of 1.5 million (2015: 1.4 million euro) maintained a mainly stable level during 2016, marking a modest growth by 3.1% compared to the previous year. Although gross revenues from fees and commissions increased by 8.2%, it was the cost of fees and commissions that had a higher growth rates of nearly 26%, which caused slowed growth of the net income from fees and commissions.

Net provisions for loans and other instruments declined during 2016 by 0.5 million euro thus reaching net level of 1.3 million (2015: 1.9 million euro).

Of this decrease, the majority (0.7 million) is by loan provisions, while provisions for other assets showed an increase by 0.2 million euro, which is a result of the increase in Bank repossessed property.

Bank operating expenses in 2016 were characterized with a 5.9% growth. The operational costs ratio on operational income marked an improvement from 56.4% in 2015 to 53.3%.

In 2016 the BPB achieved a net profit of 4.1 million euro, boosting thus the shareholder equity from 11.7 million euro as it was in 2015 to 15.9 million euro in 2016. Average equity return indicator reached the level of 30.0% compared to 18.6% in 2015.

In 2016, BPB marked a significant improvement also in terms of capital adequacy indicators, where the total capital on risk-weighted assets was 14.8% compared to 13.6% in 2015.

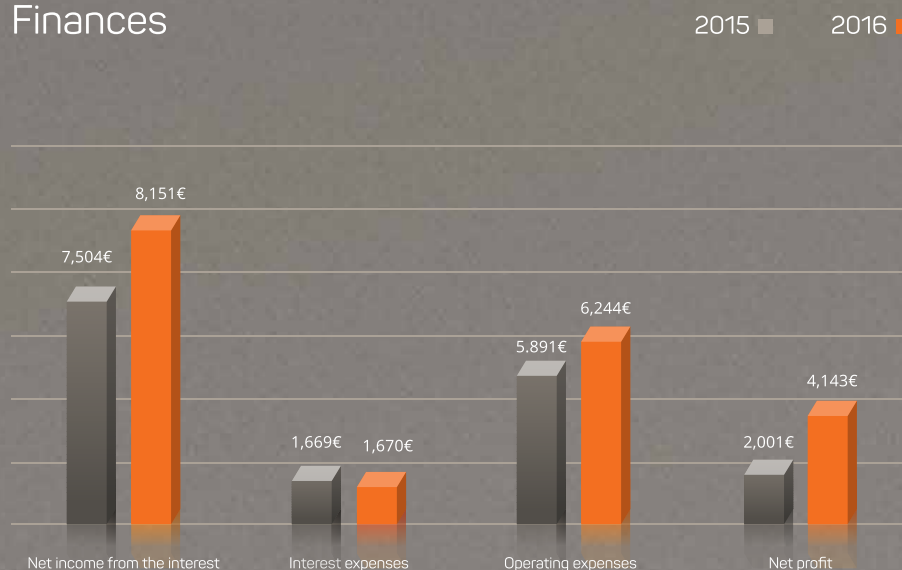
The business leverage reached the level of 9.6% compared to 8.8% which was in 2015.

Investing in securities issued by the Government of the Republic of Kosovo in 2016 showed a growing trend, from 10.3 million euro as it was in 2015, to 18.3 million euro in 2016.

Also during 2016, BPB continued to increase funding stability by focusing on stable and long-term deposits, as well as the diversification of their structure by moving from deposits with larger amounts from different institutions to deposits with smaller values of natural persons and SMEs, which are considered more durable and stable.

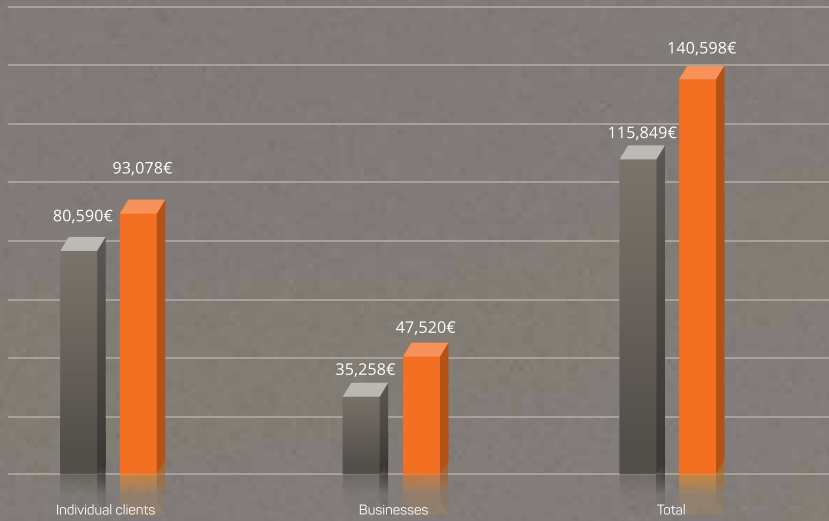
In 2016, the Bank continued cooperation with international financial institutions such as the European Fund for Southeast Europe (EFSE) and the European Bank for Reconstruction and Development (EBRD), which led to receiving 2 million euro from the agreement previously entered into with EFSE in 2015, and 1 million euro new loan from the EBRD, which will be used to support credit aimed at increasing energy efficiency.

Finances

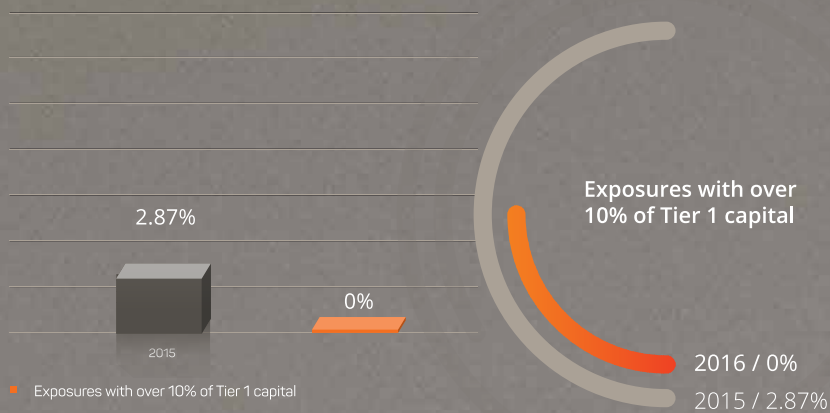


Deposits

2015 ■ 2016 ■

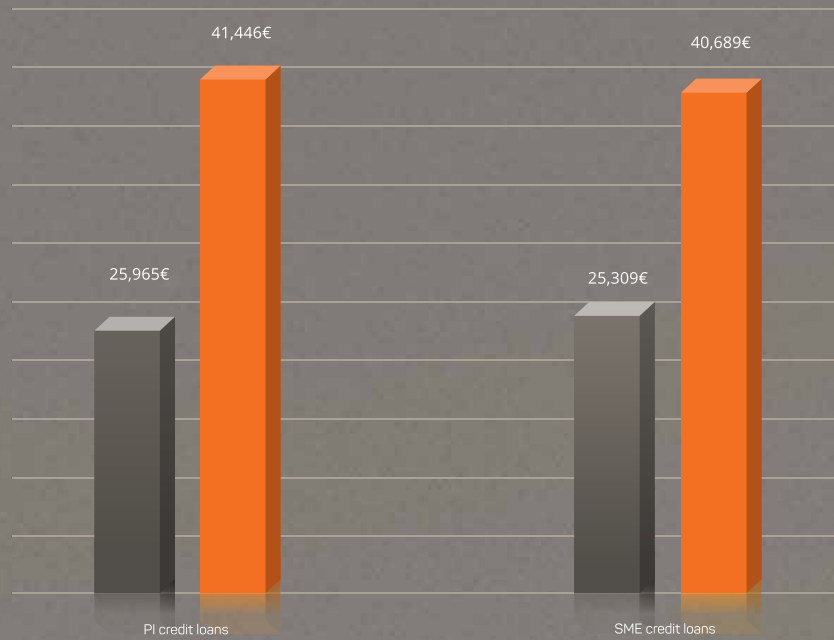


Exposures with over 10% of Tier 1 capital

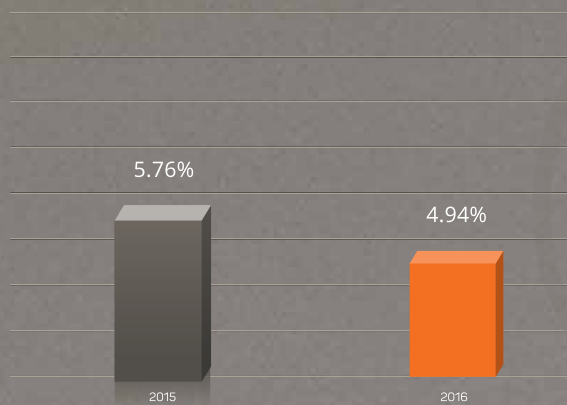


Loan portfolio

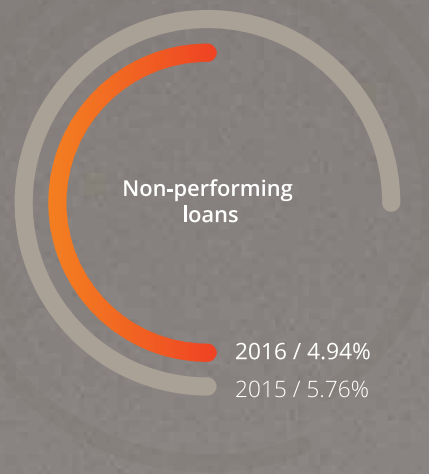
2015 ■ 2016 ■



Non-performing loans



■ Non-performing loans



BUSINESSES AND INDIVIDUAL CUSTOMERS

During 2016, BPB has developed various activities and has been very active in improving the quality of bank services offered to Micro, Small and Medium Enterprises (SMEs) as well as private individuals (PI). In the Corporate sector the aim was retaining the existing customers, with the focus on the use of electronic services and increase the turnover of these companies with the BPB.

Compared to 2015, in 2016 the net loan portfolio marked an increase by 18.7%, and customer deposits increased by 21.8%. During 2016, 49% of the portfolio were new credit exposures. Besides the portfolio growth in each sector, there has been a considerable improvement in the quality of the loan portfolio.

In order to meet the requirements of customers during 2016, we have designed specific offers for certain sectors to increase the efficiency and effectiveness of the operations of business or individual customers.

This strategy of doing business by designing specific offers will continue further, because businesses and individual customers have specific demands in terms of banking services and financial support.

Providing electronic services and increasing their quality has been one of our main priorities during 2016, because these services directly contribute in saving customers' time and expenses. Compared to 2015, the number of E-banking in 2016 has marked an increase of 18%, Mobile-Banking showed an increase by 110% while SMS Banking has increased by 131%. In addition to providing financing through credit exposures, one of the main goals of the bank will be to provide electronic services and other banking services to business and individual customers, as well increasing the turnover of these companies with the Bank.

As part of the ongoing support for financing related to energy efficiency and renewable energy, the Bank has undertaken new projects to raise the level of investments in this area.



18.7%

Net loan portfolio
marked an increase by

21.8%

Customer deposits
increased by

Thus, provided that SME continue to play a key role in the economic growth, supporting these projects was the primary objective of our staff specialized in financing such projects. As a result we, as a bank committed to the development of Micro and SME, have signed an agreement with the EBRD on Energy Efficiency Fund, which is related to the KOSEP program, and have received related funds from the IFC and enabled direct benefits, with technical assistance available to the staff directly serving business customers.


Additionally we as a bank have focused during 2016 in improving the means for small and medium-sized businesses to access funds. In this respect we signed an agreement with the Kosovo Credit Guarantee Fund to enable access to funds for our customers, who have plans for development but have no adequate cover for collateral. So, we worked very hard on identifying clients who meet the conditions for investment and have credited considerable projects which have proved successful in view of FKGF (Credit Guarantee Fund of Kosovo) as well as the Bank, as the lender.

This Fund will continue to serve us as a success story, and with it we thought and planned to expand the means for accessing funds with other similar lines.

As part of the ongoing commitment to raise the quality of customer service, the BPB during 2016 initiated the new project - transformation of the Cashier position to Banking Officer which entails provision of all banking services, excluding handling of cash. The effect of this new profiling proved to be very successful and useful in professional staff development and in increasing the efficiency in the delivery of services for clients as well as for the Bank.

BPB has an extensive network of branches and professional employees that provide customers with quick and easy access to bank products and services. During 2016 also BPB Units was redesigned to reflect the new image of the Bank.



A man in a suit is standing on a balcony, talking on a mobile phone. He is looking out over a city skyline at sunset. The sun is low on the horizon, creating a warm, golden glow. The city buildings are silhouetted against the bright sky. The man is in the foreground, slightly to the left of the center. The background shows a dense urban landscape with many high-rise buildings. The overall mood is contemplative and aspirational.

A goal without a timeline
is simply a dream.

Robert Herjavec

HUMAN RESOURCES

Human Resources, by constant enhancement of human resources in 2016, supported the Bank strategy to provide quality services to customers.

BPB considers that employees are the most important factor for increasing the overall performance and execution of the Bank vision and mission. Therefore, the main focus of Human Resources in 2016 has been recruitment of adequate candidates with higher qualifications and competence, their integration, training and further development.

Current challenges in the banking market in further digitalization of the services have been envisaged by changing the organizational structure, by avoiding branch regions, transforming the Cashier position to Banking Officer, by organizing internal training, building staff capacity and reorganizing Bank operations, in order to be more effective in providing fast as well as quality services to customers.

Special focus is given to performance management at Bank level, from a clear definition and communication of the employee objectives to the provision of objective assessment and definition of concrete steps for improvement of current performance.

In order to motivate and maintain excellent staff performance at work, we applied different motivational factors as well as appraised and rewarded employees for their performance and achievements.

Human Resources during 2016 supported the implementation of the Bank strategic plan through processes including:



RISK MANAGEMENT

During 2016 the Risk department made its maximum efforts in managing and improving bank processes, to ensure full compliance with CBK regulatory requirements. In this regard, existing documents were reviewed, and additional documents were created under the new regulatory requirements. In the meantime, in order to further review and improve processes in the Risk department the Bank enjoyed support from the EFSE through technical assistance, which has been approved for the bank, for implementation of which a local, professional company is hired.

During the year, the Bank organizational structure underwent changes, whereby internal control units were removed from Risk department and placed under the management of internal control department. The focus and involvement in managing risk areas have increased further through this restructuring. In this regard, the Bank has hired additional staff specializing in the management of specific areas of Risk department, more precisely, a specialist for managing and approving AGRO loans, as well as a specialist for managing the loan portfolio.

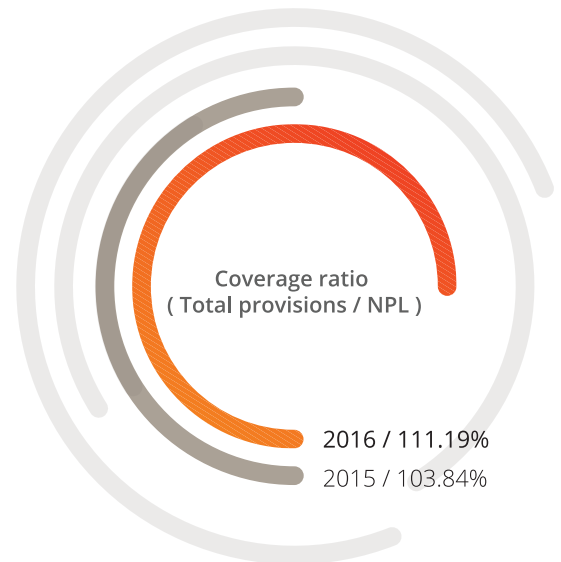
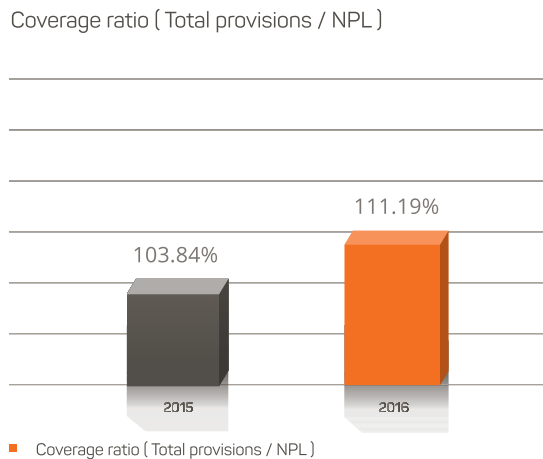
During this period, the Bank invested in new applications that help automate and manage operations more efficiently. To this end, in addition to the existing Credit risk application, the Bank developed another application for managing daily risk, which is for approving loans electronically. Furthermore, the Bank began developing new applications for managing the loan monitoring process, as well as application for managing loans in arrears.

Along with improvement and advancement in managing operations, during 2016 the Bank improved further the quality of loans, that is non-performing loans, where the level of such loans at BPB has reached the average level of non-performing loans in the bank industry level. Due to this, the Bank has built and advanced further human capacities within the Bank for managing overdue loans, and has continued cooperating with external companies to manage non-performing and write-off loans. The Bank at the same time continued diversifying credit exposures, by reducing large credit exposures below the 10% level of Tier 1 capital.


In addition to managing credit risk, the Bank has advanced processes in other areas, including: managing operational risk, liquidity risk, interest rate risk, currency risk and other types of risks.

It is worth noting that a instruction manual and a matrix has been developed for provisioning court disputes, and a new set of documents has been produced in order to manage risk of interest norms, in accordance with new regulatory requirements of the CBK.

The Risk department will also deal with the implementation of new legal requirements resulting from the implementation of Basel Pillar II, which is being implemented by the CBK, with main projects to be implemented including: ICAAP (Internal Capital Adequacy Assessment Process), and the IFRS.



REDUCING
LARGE CREDIT
EXPOSURES
BELOW THE
LEVEL



INFORMATION TECHNOLOGY

Information Technology aim is the provision of support to the Bank and its customers by administering modern equipment and processes that facilitate daily operations and the use of Bank products.

The Information Technology Department provides a safe management of databases, computer systems and other applications that further enhances the banking services for its customers.

The mission of the Information Technology Department is to promote to the largest extent possible the creative and innovative uses of technology in order to achieve Bank objectives.

By promoting effective administration of modern equipment and technology, the communication infrastructure and electronic services are enhanced. The Department focuses in investments in a safe, sustainable and very reliable infrastructure for e-Banking and m-Banking.

Also, as part of efforts to facilitate services to its customers, the Information Technology Department also works in enhancing the infrastructure for improving the quality of electronic services, in collaboration with other Bank departments.

COMPLIANCE

Compliance with the Regulator - The continuous trend of expanding regulatory requirements in Kosovo has resulted in compliance management becoming the main priority of the banking sector. BpB ensures that in addition to the regulatory requirements, both local and international, which have a growing trend, it should create an internal regulatory legal infrastructure in line with these developments, making the Bank a safer place for the customers.

Prevention of money laundering/TF - We have created high standards against money laundering and terrorism financing and demand the management and staff to respect such standards. In order to implement such standards, there are policies and procedures that were established based on provisions determined by Law No. 05/L-096 on the Prevention of Money Laundering and Combating Financing of Terrorism, the current law on banks, the CBK rule/regulation on prevention of ML/FT, as well as international standards, which require that banks set up adequate systems to combat money laundering and financing of terrorism.

Know Your Customer (KYC) - For the purpose of verifying the identity of its customers and improving data quality, the Bank has implemented the Know Your Customer process. This process aims to maintain a customer base which is well identified and in full accordance with the "We grow responsibly" principle of the Bank as well as the legal and regulatory requirements.

Personal data protection - we make sure that data related to our customers is protected and safe, as required by the Law on the Protection of Personal Data.

Training - For this purpose the BPB has created a program with a wide variety of training subjects related to compliance, in order to raise awareness, and make sure the Bank regulations, products and services are not used to launder money obtained through criminal activities, and also to make sure that all bank staff members, irrespective of their post, are aware of their legal duties and the need to be vigilant in the fight against money laundering/financing of terrorism.



Reach for the stars,
you might just catch one.

Lori Greiner



Best CSR
Bank Kosovo
2016



Fastest growing
commercial Bank
Kosovo 2016

SOCIAL RESPONSIBILITY

Since its establishment, BPB Bank in addition to commercial activity, has aimed to be part of the community, by operating responsibly.

Our aim is focused in supporting the community and building platforms for positive outcomes, by acting not only as a business entity but also as a community we work in. Not only are we responsible for our activities, but we also share the responsibility with our stakeholders in terms of promoting social values, within the company as well as in the community.

The social responsibility of the BPB Bank applies best social, environment and commercial practices and contributes to economic development of the country. Furthermore, the program supports various community groups, for the purpose of promoting equal rights and diversity.

The corporate social responsibility activities of BPB are focused in the local business and products. As one of the country's most dynamic banks, the Bank has enabled the employment of tens of Kosovans through its CSR activities. In order to implement activities of social responsibility, the bank cooperates with a number of local institutions including the Down Syndrome Association in Kosovo and the women associations in Krusha and Janjeva.



ORGANIZATION AND THE MANAGEMENT OF PROCESSES

In the pace of change and remodeling of bank's structure that occurred more precisely by midst of 2016, there was also established a new Department for Organization and Process Management (OPMD).

Process management as a discipline to improve institution's performance was the main objective and the role of OPMD is to drive operational excellence and business responsiveness.

Notwithstanding challenges that this responsibility requires, the aim was achieved through redesigning and remodeling major processes into more efficient and effective ones by replenishing burdened processes with waste and lack of well-organized interdepartmental handoff and a general inability to effectively monitor overall progress.


Settling the processes gradually ensures agility that is the key in nowadays competitiveness, as flexibility to change enlightened the way to succeed with focus that is the front-line, but also the need that might come from both internal and external business environmental factors. In this case it can be bank itself or regulatory requirement, or macroeconomic changes that necessitates essential transformation.

The stabilization of the processes gradually provides quickness and flexibility, the key points that support the bank in being competitive in today's market. The flexibility to changes illuminates the path of success that focuses on the frontline and also meets the changes deriving from other external and internal factors.

In this case, the changes may come as a request by the bank or regulatory requirements, but also as a result of macroeconomic changes, that require radical transformation.

Rearrangement and replenishment of appropriate processes help the bank to align with its objectives and to become more profitable and competitive in the banking market.



A man in a dark suit and glasses stands with his back to the camera, looking out a large window. The sun is low on the horizon, creating a bright orange glow and lens flare. The man is holding several sheets of paper. The view outside the window shows a cityscape under a cloudy sky.

Some people dream of success, while other people get up every morning and make it happen.

Wayne Huizenga





BPB - BANKA E VENDIT

Financial statements prepared in accordance with the international financial reporting standards for the year ended 31 december 2016 with independent auditors' report thereon

Table of contents

Independent Auditors' Report

Financial Statements

Page

Statement of Comprehensive Income
Statement of Financial Position
Statement of Changes in Equity
Statement of Cash Flows

1
2
3
4

Notes to the Financial Statements

5-49



Ernst & Young Certified Auditors Ltd -
Kosovo
Rr. Pashko Vasa 16/7
Prishtine, Kosova

Tel +381 38 220 155
Fax +381 38 220 155
ey.com

INDEPENDENT AUDITOR'S REPORT

To the shareholders of Banka për Biznes sh.a.

Opinion

We have audited the financial statements of Banka për Biznes sh.a. (the "Bank"), which comprise the statement of financial position as at 31 December 2016, the statement of comprehensive income, statement of changes in equity and statement of cash flows for the year then ended, and a summary of significant accounting policies and other explanatory information.

In our opinion, the financial statements give a true and fair view of the financial position of the Bank as at 31 December 2016, and of its financial performance and cash flows for the year then ended in accordance with International Financial Reporting Standards.

Other matters

The financial statements of the Bank for the year ended 31 December 2015 were audited by another auditor who issued an unmodified opinion on 31 March 2016.

Basis for opinion

We conducted our audit in accordance with International Standards on Auditing (ISAs). Our responsibilities under those standards are further described in the Auditor's responsibilities for the audit of the financial statements section of our report. We are independent of the Bank in accordance with the International Ethics Standards Board for Accountants' Code of Ethics for Professional Accountants (IESBA Code) together with the ethical requirements that are relevant to our audit of the financial statements in Kosovo, and we have fulfilled our other ethical responsibilities in accordance with these requirements and the IESBA Code. We believe that the audit evidence we have obtained is sufficient and appropriate to provide a basis for our opinion.

Responsibilities of management and those charged with governance for the financial statements

Management is responsible for the preparation and fair presentation of the financial statements in accordance with International Financial Reporting Standards, and for such internal control as management determines is necessary to enable the preparation of financial statements that are free from material misstatement, whether due to fraud or error.

In preparing the financial statements, management is responsible for assessing the Bank's ability to continue as a going concern, disclosing, as applicable, matters related to going concern and using the going concern basis of accounting unless management either intends to liquidate the Bank or to cease operations, or has no realistic alternative but to do so.

Those charged with governance are responsible for overseeing the Bank's financial reporting process.

Auditor's Responsibility

Our objectives are to obtain reasonable assurance about whether the financial statements as a whole are free from material misstatement, whether due to fraud or error, and to issue an auditor's report that includes our opinion.

Reasonable assurance is a high level of assurance, but is not a guarantee that an audit conducted in accordance with ISAs will always detect a material misstatement when it exists. Misstatements can arise from fraud or error and are considered material if, individually or in the aggregate, they could reasonably be expected to influence the economic decisions of users taken on the basis of these financial statements.

As part of an audit in accordance with ISAs, we exercise professional judgment and maintain professional skepticism throughout the audit. We also:

- ▶ Identify and assess the risks of material misstatement of the financial statements, whether due to fraud or error, design and perform audit procedures responsive to those risks, and obtain audit evidence that is sufficient and appropriate to provide a basis for our opinion. The risk of not detecting a material misstatement resulting from fraud is higher than for one resulting from error, as fraud may involve collusion, forgery, intentional omissions, misrepresentations, or the override of internal control.
- ▶ Obtain an understanding of internal control relevant to the audit in order to design audit procedures that are appropriate in the circumstances, but not for the purpose of expressing an opinion on the effectiveness of the Bank's internal control.
- ▶ Evaluate the appropriateness of accounting policies used and the reasonableness of accounting estimates and related disclosures made by management.
- ▶ Conclude on the appropriateness of management's use of the going concern basis of accounting and, based on the audit evidence obtained, whether a material uncertainty exists related to events or conditions that may cast significant doubt on the Bank's ability to continue as a going concern. If we conclude that a material uncertainty exists, we are required to draw attention in our auditor's report to the related disclosures in the financial statements or, if such disclosures are inadequate, to modify our opinion. Our conclusions are based on the audit evidence obtained up to the date of our auditor's report. However, future events or conditions may cause the Bank to cease to continue as a going concern.
- ▶ Evaluate the overall presentation, structure and content of the financial statements, including the disclosures, and whether the financial statements represent the underlying transactions and events in a manner that achieves fair presentation.

We communicate with those charged with governance of Banka për Biznes sh.a. regarding, among other matters, the planned scope and timing of the audit and significant audit findings, including any significant deficiencies in internal control that we identify during our audit.

Ernst & Young Certified Auditors Kosovo
Ernst & Young Certified Auditors Kosovo sh.p.k

Pristina, Kosovo
April 7, 2017

Banka p r Biznes Sh.a.
Statement of Comprehensive Income
For the year ended 31 December 2016

<i>In thousands of EUR</i>	Note	2016	2015
Interest income	6	9,821	9,173
Interest expense	6	(1,670)	(1,669)
Net interest income		8,151	7,504
Fee and commission income	7	2,000	1,848
Fee and commission expense	7	(522)	(414)
Net fee and commission income		1,478	1,434
Recoveries of loans previously written off		583	534
Net foreign exchange gain		(2)	70
Gain from sale of securities available for sale	13	1,878	120
Other operating income		35	100
Total operating income		12,123	9,762
Impairment losses	14	(830)	(1,584)
Net reversal of provisions for guarantees		10	19
Repossessed assets write-downs	15	(529)	(305)
Other provisions	22	(622)	(642)
Other operating expenses	8	(5,622)	(5,249)
Total operating expenses		(7,593)	(7,761)
Profit before income tax		4,530	2,001
Income tax expense	9	(387)	-
Net profit for the year		4,143	2,001
Other comprehensive income			
Items that are or may be reclassified to profit or loss			
Fair value reserve (available-for-sale financial assets)		(14)	(18)
Total comprehensive income for the year		4,129	1,983

The Statement of Comprehensive Income is to be read in conjunction with the notes to and forming part of the financial statements set out on pages 5 to 49.

Banka per Biznes Sh.a.
Statement of Financial Position
 As at 31 December 2016

<i>In thousands of EUR</i>	Note	2016	2015
Assets			
Cash on hand and at banks	10	12,691	10,623
Balances with Central Bank of Kosovo	11	27,248	22,576
Loans and advances to banks	12	600	960
Available-for-sale financial assets	13	18,267	10,372
Loans and advances to customers	14	103,149	87,025
Other financial assets	15	237	291
Other assets	16	141	122
Repossessed assets	17	898	747
Intangible assets	18	226	147
Property and equipment	19	980	1,041
Total assets		164,437	133,904
Liabilities			
Due to customers	20	140,598	115,848
Subordinated debt	21	1,845	1,848
Borrowings	21	4,248	3,017
Deferred tax liability	9	126	105
Other liabilities	22	1,346	703
Other provisions	22	404	642
Total liabilities		148,567	122,163
Equity			
Share capital	23	11,247	11,247
Other capital reserve	23	857	857
Revaluation reserve	23	96	96
Fair value reserve		(32)	(18)
Accumulated profits/ (losses)		3,702	(441)
Total equity		15,870	11,741
Total liabilities and equity		164,437	133,904

These financial statements were approved by the management of the Bank on 1 March 2017 and signed on its behalf by:


 Arton Celina

Chief Executive Officer


 Avni Berisha

Head of Finance Department

The Statement of Financial Position is to be read in conjunction with the notes to and forming part of the financial statements set out on pages 5 to 49.

Banka pēr Biznes Sh.a.
Statement of Changes in Equity
For the year ended 31 December 2016

<i>In thousands of EUR</i>	Share capital	Other capital reserve	Revaluation reserve	Retained Earnings/ (Accumulated losses)	Fair value reserve	Total
Balance as at 1 January 2015	11,247	857	96	(2,442)	-	9,758
Transactions with owners of the Bank	-	-	-	-	-	-
<i>Total comprehensive income for the year</i>						
Profit for the year	-	-	-	2,001	-	2,001
Other comprehensive income	-	-	-	-	(18)	(18)
Total comprehensive income/(loss)	-	-	-	2,001	(18)	1,983
Balance at 31 December 2015	11,247	857	96	(441)	(18)	11,741
Balance at 1 January 2016	11,247	857	96	(441)	(18)	11,741
Transactions with owners of the Bank						
<i>Total comprehensive income for the year</i>						
Revaluation reserve	-	-	-	-	-	-
Profit for the year	-	-	-	4,143	-	4,143
Other comprehensive income	-	-	-	-	(14)	(14)
Total comprehensive income/(loss)	-	-	-	4,143	(14)	4,129
Balance at 31 December 2016	11,247	857	96	3,702	(32)	15,870

The Statement of Changes in Equity is to be read in conjunction with the notes to and forming part of the financial statements set out on pages 5 to 49.

Banka p r Biznes Sh.a.
Statement of Cash Flows
For the year ended 31 December 2016

<i>In thousands of EUR</i>	Note	2016	2015
Cash flows from operating activities			
Profit for the year before tax		4,530	2,001
Non-cash items in the financial statements:			
Depreciation	19	321	281
Amortisation	18	77	87
Gain from disposal of property and equipment		(21)	(30)
Impairment losses from loans	14	830	1,584
Write down of repossessed assets	17	529	305
Other provisions		395	-
Gain from sale of AFS		(1,878)	-
Interest expense	6	1,670	1,669
Interest income	6	(9,821)	(9,173)
		(3,368)	(3,276)
Changes in:			
Loans and advances to banks	12	360	251
Loans and advances to customers	14	(16,524)	(13,599)
Restricted balances with the CBK	11	(3,248)	(1,066)
Other assets	16	(19)	127
Other financial assets	15	54	168
Repossessed assets	17	-	(209)
Due to customers	20	24,723	13,049
Other liabilities and provisions		643	858
Interest received		9,967	9,142
Interest paid		(1,684)	(1,873)
Income tax paid		(290)	-
Net cash generated from operating activities		10,614	3,572
Cash flows from investing activities			
Investments in available-for-sale investments	13	(7,927)	(10,390)
Proceeds from held-to-maturity investments		-	7,242
Purchase of property and equipment	19	(276)	(711)
Purchase of intangible assets	18	(156)	(89)
Proceeds from sale of property and equipment		37	61
Net cash used in investing activities		(8,322)	(3,887)
Cash flows from financing activities			
Repayment of borrowings	21	(800)	-
Receipts from borrowings	21	2,000	3,017
Net cash generated from financing activities		1,200	3,017
Net increase in cash and cash equivalents		3,492	2,702
Cash and cash equivalents at beginning of the year	10	24,154	21,452
Cash and cash equivalents at the end of the year	10	27,646	24,154

The Statement of cash flows is to be read in conjunction with the notes to and forming part of the financial statements set out on pages 5 to 49.

Banka për Biznes Sh.a.**Notes to the financial statements**

For the year ended 31 December 2016

*(Amounts in thousands of EUR, unless otherwise stated)***1. INTRODUCTION**

The Bank for Private Business sh.a obtained a license for banking activities on 29 March 2001 and commenced operations on 24 April 2001.

Based on the decision of the Board of Directors dated 28 February 2005, and the final approval from the Central Bank of Kosovo ("CBK") dated 22 March 2005, the Bank changed its name to Banka për Biznes (Bank for Business) (the "Bank"). In 2006, the Bank was registered as a joint stock company ("sh.a"). The Bank operates as a commercial and savings bank to all categories of customers within Kosovo through its network of 26 branches located throughout Kosovo (2015: 26).

2. BASIS OF PREPARATION**a) Statement of compliance**

These financial statements have been prepared in accordance with International Financial Reporting Standards (IFRSs) as issued by the International Accounting Standards Board (IASB).

b) Basis of preparation

The financial statements have been prepared on the historical cost basis, except for available-for-sale financial assets which are measured at fair value.

c) Functional and presentation currency

These financial statements are presented in EUR, which is the Bank's functional currency. All amounts have been rounded to the nearest thousand, except when otherwise indicated.

d) Use of judgments and estimates

In preparing these financial statements, management has made judgements, estimates and assumptions that affect the application of the Bank's accounting policies and the reported amounts of assets, liabilities, income and expenses. Actual results may differ from these estimates.

Estimates and underlying assumptions are reviewed on an ongoing basis. Revisions to estimates are recognised prospectively.

Information about significant areas of estimation uncertainty and critical judgements in applying accounting policies that have the most significant effect on the amounts recognised in the financial statements are described in notes 4, 5 and 25.

Banka p r Biznes Sh.a.**Notes to the financial statements**

For the year ended 31 December 2016

*(Amounts in thousands of EUR, unless otherwise stated)***3. SIGNIFICANT ACCOUNTING POLICIES**

The accounting policies set out below have been applied consistently to all periods presented in these financial statements.

a) Interest

Interest income and expense are recognised in profit or loss using the effective interest method. The effective interest rate is the rate that exactly discounts the estimated future cash payments and receipts through the expected life of the financial asset or financial liability (or, where appropriate, a shorter period) to the carrying amount of the financial asset or financial liability. When calculating the effective interest rate, the Bank estimates future cash flows considering all contractual terms of the financial instrument, but not future credit losses.

The calculation of the effective interest rate includes transaction costs and fees and points paid or received that are an integral part of the effective interest rate. Transaction costs include incremental costs that are directly attributable to the acquisition or issue of a financial asset or financial liability.

Interest income and expense presented in the statement of profit or loss and Other Comprehensive Income (OCI) include:

- interest on financial assets and financial liabilities measured at amortised cost calculated on an effective interest basis; and
- interest on available-for-sale investment securities calculated on an effective interest basis.

b) Fees and commissions

Fees and commission income and expense that are integral to the effective interest rate on a financial asset or liability are included in the measurement of the effective interest rate.

Other fees and commission income, including account servicing fees, fund transfer fees, sales commission and placement fees are recognised as the related services are performed. When a loan commitment is not expected to result in the draw-down of a loan, the related loan commitment fees are recognised on a straight-line basis over the commitment period.

Other fees and commission expense relate mainly to transaction and service fees, which are expensed as the services are received.

c) Lease payments

Payments made under operating leases are recognised in profit or loss on a straight-line basis over the term of the lease. Lease incentives received are recognised as an integral part of the total lease expense, over the term of the lease.

d) Tax expense

Tax expense comprises current and deferred tax. Current tax and deferred tax are recognised in profit or loss except to the extent that they relate to items recognised directly in equity or in other comprehensive income.

(i) Current tax

Current tax is the expected tax payable or receivable on the taxable income or loss for the year, using tax rates enacted or substantively enacted at the reporting date, and any adjustment to tax payable in respect of previous years.

Banka p r Biznes Sh.a.**Notes to the financial statements**

For the year ended 31 December 2016

*(Amounts in thousands of EUR, unless otherwise stated)***3. SIGNIFICANT ACCOUNTING POLICIES (CONTINUED)****d) Tax expense (continued)***(ii) Deferred tax*

Deferred tax is recognised in respect of temporary differences between the carrying amounts of assets and liabilities for financial reporting purposes and the amounts used for taxation purposes. Deferred tax is not recognised for temporary differences on the initial recognition of assets or liabilities in a transaction that is not a business combination and that affects neither accounting, nor taxable profit or loss.

The measurement of deferred tax reflects the tax consequences that would follow the manner in which the Bank expects, at the end of the reporting period, to recover or settle the carrying amount of its assets and liabilities.

Deferred tax is measured at the tax rates that are expected to be applied to temporary differences when they reverse, using tax rates enacted or substantively enacted at the reporting date.

Deferred tax assets and liabilities are offset if there is a legally enforceable right to offset current tax liabilities and assets, and they relate to taxes levied by the same tax authority.

Additional taxes that arise from the distribution of dividends by the Bank are recognised at the same time as the liability to pay the related dividend is recognised.

A deferred tax asset is recognised for unused tax losses, tax credits and deductible temporary differences to the extent that it is probable that future taxable profits will be available against which it can be utilised. Deferred tax assets are reviewed at each reporting date and are reduced to the extent that it is no longer probable that the related tax benefit will be realised.

(iii) Tax exposures

In determining the amount of current and deferred tax, the Bank takes into account the impact of uncertain tax positions and whether additional taxes and interest may be due. This assessment relies on estimates and assumptions and may involve a series of judgements about future events. New information may become available that causes the Bank to change its judgement regarding the adequacy of existing tax liabilities; such changes to tax liabilities will impact tax expense in the period that such a determination is made.

e) Foreign currency transactions

Transactions in foreign currencies are translated into the respective functional currency of the Bank at the spot exchange rates at the date of the transactions. Monetary assets and liabilities denominated in foreign currencies at the reporting date are retranslated to the functional currency at the spot rate exchange rate at that date.

The foreign currency gain or loss on monetary items is the difference between amortised costs in the functional currency at the beginning of the period, adjusted for effective interest and payments during the period, and the amortised cost in foreign currency translated at the exchange rate at the end of the year.

Non-monetary assets and liabilities denominated in foreign currencies that are measured at fair value are retranslated to the functional currency at the exchange rate at the date that the fair value was determined. Non-monetary items that are measured based on historical cost in a foreign currency are translated using the spot exchange rate at the date of the transaction. Foreign currency differences arising on retranslation are recognised in profit or loss.

Banka pēr Biznes Sh.a.**Notes to the financial statements**

For the year ended 31 December 2016

*(Amounts in thousands of EUR, unless otherwise stated)***3. SIGNIFICANT ACCOUNTING POLICIES (CONTINUED)****f) Financial assets and financial liabilities***(i) Recognition*

The Bank initially recognises loans and advances, held-to-maturity and available-for-sale investments, deposits, borrowings and subordinated debt on the date that they are originated. Regular way purchases and sales of financial assets are recognised on the trade date at which the Bank commits to purchase or sell the asset. All other financial assets and liabilities are recognised initially on the trade date, which is the date that the Bank becomes a party to the contractual provisions of the instrument.

A financial asset or financial liability is measured initially at fair value plus transaction costs that are directly attributable to its acquisition or issue.

*(ii) Classification***Financial assets**

The Bank classifies its financial assets into one of the following categories:

- loans and receivables;
 - held to maturity, and
 - available-for-sale financial assets.
- See notes 3.(g),(h), (i) and (j).

Financial liabilities

The Bank classifies its financial liabilities as measured at amortised cost. See note 3.(k).

*(iii) Derecognition***Financial assets**

The Bank derecognises a financial asset when the contractual rights to the cash flows from the financial asset expire, or it transfers the rights to receive the contractual cash flows in a transaction in which substantially all the risks and rewards of ownership of the financial asset are transferred or in which the Bank neither transfers nor retains substantially all the risks and rewards of ownership and it does not retain control of the financial asset. Any interest in transferred financial assets that qualify for derecognition that is created or retained by the Bank is recognised as a separate asset or liability.

On derecognition of a financial asset, the difference between the carrying amount of the asset (or the carrying amount allocated to the portion of the asset transferred), and the sum of (i) the consideration received (including any new asset obtained less any new liability assumed) and (ii) any cumulative gain or loss that had been recognised in other comprehensive income is recognised in profit or loss.

Financial liabilities

The Bank derecognises a financial liability when its contractual obligations are discharged, cancelled or expire.

(iv) Offsetting

Financial assets and liabilities are offset and the net amount presented in the statement of financial position when, and only when, the Bank has a legal right to set off the amounts and it intends either to settle them on a net basis or to realise the asset and settle the liability simultaneously.

Income and expenses are presented on a net basis only when permitted under IFRS, or for gains and losses arising from a group of similar transactions such as in the Bank's trading activity.

Banka pēr Biznes Sh.a.**Notes to the financial statements**

For the year ended 31 December 2016

*(Amounts in thousands of EUR, unless otherwise stated)***3. SIGNIFICANT ACCOUNTING POLICIES (CONTINUED)****f) Financial assets and financial liabilities (continued)****Financial liabilities (continued)***(v) Amortised cost measurement*

The amortised cost of a financial asset or liability is the amount at which the financial asset or liability is measured at initial recognition, minus principal repayments, plus or minus the cumulative amortisation using the effective interest method of any difference between the initial amount recognised and the maturity amount, minus any reduction for impairment.

(vi) Fair value measurement

'Fair value' is the price that would be received to sell an asset or paid to transfer a liability in an orderly transaction between market participants at the measurement date in the principal or, in its absence, the most advantageous market to which the Bank has access at that date. The fair value of a liability reflects its non-performance risk.

When available, the Bank measures the fair value of an instrument using the quoted price in an active market for that instrument. A market is regarded as active if transactions for the asset or liability take place with sufficient frequency and volume to provide pricing information on an ongoing basis.

If there is no quoted price in an active market, then the Bank uses valuation techniques that maximise the use of relevant observable inputs and minimise the use of unobservable inputs. The chosen valuation technique incorporates all of the factors that market participants would take into account in pricing a transaction.

The best evidence of the fair value of a financial instrument at initial recognition is normally the transaction price – i.e. the fair value of the consideration given or received. If the Bank determines that the fair value at initial recognition differs from the transaction price and the fair value is evidenced neither by a quoted price in an active market for an identical asset or liability nor based on a valuation technique that uses only data from observable markets, then the financial instrument is initially measured at fair value, adjusted to defer the difference between the fair value at initial recognition and the transaction price. Subsequently, that difference is recognised in profit or loss on an appropriate basis over the life of the instrument but no later than when the valuation is wholly supported by observable market data or the transaction is closed out.

If an asset or a liability measured at fair value has a bid price and an ask price, then the Bank measures assets and long positions at a bid price and liabilities and short positions at an ask price.

The fair value of a demand deposit is not less than the amount payable on demand, discounted from the first date on which the amount could be required to be paid.

The Bank recognises transfers between levels of the fair value hierarchy as of the end of the reporting period during which the change has occurred.

Banka pŕ Biznes Sh.a.**Notes to the financial statements**

For the year ended 31 December 2016

*(Amounts in thousands of EUR, unless otherwise stated)***3. SIGNIFICANT ACCOUNTING POLICIES (CONTINUED)****f. Financial assets and financial liabilities (continued)***(vii) Identification and measurement of impairment***Impairment of loans and advances**

At each reporting date the Bank assesses whether there is objective evidence that financial assets not carried at fair value through profit or loss are impaired. A financial asset or a group of financial assets is impaired when objective evidence demonstrates that a loss event has occurred after the initial recognition of the asset(s), and that the loss event has an impact on the future cash flows of the asset(s) that can be estimated reliably.

Objective evidence that financial assets are impaired can include significant financial difficulty of the borrower or issuer, default or delinquency by a borrower, restructuring of a loan by the Bank on terms that the Bank would not otherwise consider, indications that a borrower or issuer will enter bankruptcy, the disappearance of an active market for a security, or other observable data relating to a group of assets such as adverse changes in the payment status of borrowers or issuers in the group, or economic conditions that correlate with defaults in the Bank.

The Bank considers evidence of impairment for loans and advances at both a specific asset and collective level. All individually significant loans and advances are assessed for specific impairment. Those found not to be specifically impaired are then collectively assessed for any impairment that has been incurred but not yet identified. Loans and advance with similar risk characteristics.

For the purpose of a collective evaluation of impairment, financial assets are grouped on the basis of similar credit risk characteristics (type and amount of the loan). Based on historical data for each of these groups a loss factor is calculated. These expected loss factors are adjusted for management's judgment as to whether current economic and credit conditions are such that the actual losses are likely to be greater or less than suggested by historical trends, and then they are applied to estimate impairment loss on each group. Default rates, loss rates and the expected timing of future recoveries are regularly benchmarked against actual outcomes to ensure that they remain appropriate.

Impairment losses on assets measured at amortised cost are calculated as the difference between the carrying amount and the present value of estimated future cash flows discounted at the asset's original effective interest rate.

If the terms of a financial asset are renegotiated or modified or an existing financial asset is replaced with a new one due to financial difficulties of the borrower then an assessment is made whether the financial asset should be derecognised. If the cash flows of the renegotiated asset are substantially different, then the contractual rights to cash flows from the original financial asset are deemed to have expired. In this case the original financial asset is derecognised and the new financial asset is recognised at fair value.

The impairment loss is measured as follows:

- If the expected restructuring does not result in derecognition of the existing asset, the estimated cash flows arising from the modified financial asset are included in the measurement of the existing asset based on their expected timing and amounts discounted at the original effective interest rate of the existing financial asset.
- If the expected restructuring results in derecognition of the existing asset, then the expected fair value of the new asset is treated as the final cash flow from the existing financial asset at the time of its derecognition. This amount is discounted from the expected date of derecognition to the reporting date using the original effective interest rate of the existing financial asset.

Impairment losses are recognised in profit or loss and reflected in an allowance account against loans and advances. Interest on the impaired assets continues to be recognised through the unwinding of the discount. When an event occurring after the impairment was recognised causes the amount of impairment loss to decrease, the decrease in impairment loss is reversed through profit or loss.

Banka p r Biznes Sh.a.**Notes to the financial statements**

For the year ended 31 December 2016

*(Amounts in thousands of EUR, unless otherwise stated)***3. SIGNIFICANT ACCOUNTING POLICIES (CONTINUED)****f. Financial assets and financial liabilities (continued)***(vii) Identification and measurement of impairment (continued)***Impairment of loans and advances (continued)**

Losses are recognised in profit or loss and reflected in an allowance account against loans and advances. The loans are written off after reasonable collection measures have been taken in accordance with the Bank's established policy. When a subsequent event causes the amount of impairment loss to decrease, the decrease in impairment loss is reversed through profit or loss.

Impairment of available-for-sale financial assets

The Bank assesses at each reporting date whether there is objective evidence that a financial asset or a group of financial assets is impaired. In the case of equity investments classified as available-for-sale, a significant or prolonged decline in the fair value of the security below its cost is considered in determining whether the assets are impaired. If any such evidence exists for available for - sale financial assets, the cumulative loss – measured as t. If, in a subsequent period, the fair value of an impaired available-for-sale debt security increases and the increase can be related objectively to an event occurring after the impairment loss was recognised, then the impairment loss is reversed through profit or loss; otherwise, any increase in fair value is recognised through OCI.

g) Cash and cash equivalents

Cash and cash equivalents include notes and coins on hand, unrestricted balances held with central banks and highly liquid financial assets with original maturities of three months or less from the acquisition date that are subject to an insignificant risk of changes in their fair value, and are used by the Bank in the management of its short-term commitments.

Cash and cash equivalents are carried at amortised cost in the statement of financial position.

i) Available-for-sale financial assets

Investment securities are initially measured at fair value plus incremental direct transaction costs.

Available-for-sale investments are non-derivative investments that are designated as available-for-sale or are not classified as another category of financial assets. Available-for-sale investments comprise debt securities. All available-for-sale investments are measured at fair value after initial recognition.

Interest income is recognised in profit or loss using the effective interest method. Foreign exchange gains or losses on available-for-sale debt security investments are recognised in profit or loss. Impairment losses are recognised in profit or loss (see (f)(vii)).

Other fair value changes, other than impairment losses (see (f)(vii)), are recognised in OCI and presented in the fair value reserve within equity. When the investment is sold, the gain or loss accumulated in equity is reclassified to profit or loss.

j) Loans and receivables

Loans and receivables are non-derivative financial assets with fixed or determinable payments that are not quoted in an active market and that the Bank does not intend to sell immediately or in the near term. Loans and advances to banks and to customers are classified as loans and receivables.

Loans and receivables are initially measured at fair value plus incremental direct transaction costs, and subsequently measured at their amortised cost using the effective interest method.

k) Deposits, borrowings and subordinated debt

Deposits, borrowings and subordinated debts are the Bank's main sources of debt funding.

Deposits, borrowings and subordinated debts are initially measured at fair value minus incremental direct transaction costs, and subsequently measured at their amortised cost using the effective interest method.

Banka p̄r Biznes Sh.a.**Notes to the financial statements**

For the year ended 31 December 2016

*(Amounts in thousands of EUR, unless otherwise stated)***3. SIGNIFICANT ACCOUNTING POLICIES (CONTINUED)****l) Repossessed assets**

Repossessed assets are acquired through enforcement of security over non-performing loans and advances to customers that do not earn rental, and are not used by the Bank and are intended for disposal in a reasonably short period of time. Repossessed assets are measured at the lower of cost and net realizable value and any write-down is recognized in the profit or loss.

m) Property and equipment*(i) Recognition and measurement*

Items of property and equipment are measured at cost less accumulated depreciation and any accumulated impairment losses.

Cost includes expenditure that is directly attributable to the acquisition of the asset. Purchased software that is integral to the functionality of the related equipment is capitalised as part of that equipment.

When parts of an item of property or equipment have different useful lives, they are accounted for as separate items (major components) of property and equipment.

Any gain or loss on disposal of an item of property and equipment (calculated as the difference between the net proceeds from disposal and the carrying amount of the item) is recognised within other income in profit or loss.

(ii) Subsequent costs

Subsequent expenditure is capitalised only when it is probable that the future economic benefits of the expenditure will flow to the Bank. Ongoing repairs and maintenance are expensed as incurred.

(iii) Depreciation

Items of property and equipment are depreciated from the date they are available for use. Depreciation is calculated to write off the cost of items of property and equipment less their estimated residual values over their estimated useful lives. Depreciation is recognised in profit or loss.

Depreciation is recognised in profit or loss on a straight-line basis over the estimated useful lives of each part of an item of property and equipment. The estimated useful lives for the current and comparative periods are as follows:

	Useful life
Buildings	20 years
Computer and related equipment	5 years
Vehicles	5 years
Furniture, fixtures and equipment	5 years

Leasehold improvements are depreciated using the straight-line basis over the shorter of the lease term and their useful lives. The estimated useful life of the leasehold improvements is 5 years.

Depreciation methods, useful lives and residual values are reassessed at each reporting date and adjusted if appropriate.

n) Intangible assets

Software acquired by the Bank is measured at cost less accumulated amortisation and any accumulated impairment losses. Subsequent expenditure on software assets is capitalised only when it increases the future economic benefits embodied in the specific asset to which it relates. All other expenditure is expensed as incurred.

Amortisation is recognised in profit or loss over the estimated useful life of the asset, from the date that it is available for use.

Software is amortised using the straight-line method over the estimated useful life of five years.

Amortisation methods, useful lives and residual values are reviewed at each reporting date and adjusted if appropriate.

Banka për Biznes Sh.a.**Notes to the financial statements**

For the year ended 31 December 2016

*(Amounts in thousands of EUR, unless otherwise stated)***3. SIGNIFICANT ACCOUNTING POLICIES (CONTINUED)****o) Impairment of non-financial assets**

The carrying amounts of the Bank's non-financial assets, other than deferred tax assets, are reviewed at each reporting date to determine whether there is any indication of impairment. If any such indication exists, then the asset's recoverable amount is estimated. An impairment loss is recognised if the carrying amount of an asset exceeds its recoverable amount.

The recoverable amount of an asset is the greater of its value in use and its fair value less costs to sell.

In assessing value in use, the estimated future cash flows are discounted to their present value using a pre-tax discount rate that reflects current market assessments of the time value of money and the risks specific to the asset.

Impairment losses are recognised in profit or loss. An impairment loss is reversed only to the extent that the asset's carrying amount does not exceed the carrying amount that would have been determined, net of depreciation or amortisation, if no impairment loss had been recognised.

p) Provisions

A provision is recognised if, as a result of a past event, the Bank has a present legal or constructive obligation that can be estimated reliably, and it is probable that an outflow of economic benefits will be required to settle the obligation. Provisions are determined by discounting the expected future cash flows at a pre-tax rate that reflects current market assessments of the time value of money and, where appropriate, the risks specific to the liability. The unwinding of the discount is recognised as finance cost.

q) Employee benefits*(i) Defined contribution plans*

Obligations for contributions to defined contribution pension plans are recognised as an expense in profit or loss when they are due. The Bank makes only compulsory social security contributions that provide pension benefits for employees upon retirement. The local authorities are responsible for providing the legally set minimum threshold for pensions in Kosovo under a defined contribution pension plan.

(ii) Short-term benefits

Short-term employee benefit obligations are measured on an undiscounted basis and are expensed as the related service is provided. A provision is recognised for the amount expected to be paid under short-term cash bonus or profit-sharing plans if the Bank has a present legal or constructive obligation to pay this amount as a result of past service provided by the employee and the obligation can be estimated reliably.

r) Financial guarantees and loan commitments

Financial guarantees are contracts that require the Bank to make specified payments to reimburse the holder for a loss it incurs because a specified debtor fails to make payment when due in accordance with the terms of a debt instrument. Loan commitments are firm commitments to provide credit under pre-specified terms and conditions. Such financial commitments are recorded in the statement of financial position if and when they become payable.

Banka për Biznes Sh.a.**Notes to the financial statements**

For the year ended 31 December 2016

(Amounts in thousands of EUR, unless otherwise stated)

3. SIGNIFICANT ACCOUNTING POLICIES (CONTINUED)**s) Dividends**

Dividends on ordinary shares are recognised in equity in the period in which they are approved by the Bank's shareholders. Dividends for the year that are declared after the reporting date are disclosed as events after the end of the reporting period.

A number of new standards, amendments to standards and interpretations are not yet effective for the year ended 31 December 2016, and have not been applied in preparing these financial statements. Those that may be relevant to the Bank are set out below. The Bank does not plan to adopt these standards and amendments early.

The standards and interpretations that are issued, but not yet effective, up to the date of issuance of the Bank financial statements are disclosed below. The Bank intends to adopt these standards, if applicable, when they become effective.

t) Equity reserves

The reserves recorded in equity (OCI) on the Bank's statement of financial position include:

- Available-for-sale reserve, which comprises changes in fair value of available-for-sale investments;
- Other capital reserve, which comprises difference between accumulated losses in accordance with IFRS and CBK;
- Revaluation reserve, which comprises on repossessed collateral recognized in Property and equipment from Bank.

Banka pē Biznes Sh.a.**Notes to the financial statements**

For the year ended 31 December 2016

*(Amounts in thousands of EUR, unless otherwise stated)***4. ADOPTION OF NEW OR REVISED STANDARDS AND INTERPRETATIONS****4.1 Standards and interpretations issued but not yet effective****IFRS 9 *Financial Instruments***

In July 2014, the IASB issued the final version of IFRS 9 *Financial Instruments* that replaces IAS 39 *Financial Instruments: Recognition and Measurement* and all previous versions of IFRS 9. IFRS 9 brings together all three aspects of the accounting for financial instruments project: classification and measurement, impairment and hedge accounting. IFRS 9 is effective for annual periods beginning on or after 1 January 2018, with early application permitted. Except for hedge accounting, retrospective application is required but providing comparative information is not compulsory. For hedge accounting, the requirements are generally applied prospectively, with some limited exceptions.

The Bank plans to adopt the new standard on the required effective date. The Bank is in the process of performing a high-level impact assessment of all three aspects of IFRS 9. This preliminary assessment is based on currently available information and may be subject to changes arising from further detailed analyses or additional reasonable and supportable information being made available to the Bank in the future.

a) *Classification and measurement*

The Bank does not expect a significant impact on its balance sheet or equity on applying the classification and measurement requirements of IFRS 9. It expects to continue measuring at fair value all financial assets currently held at fair value.

Loans and receivables are held to collect contractual cash flows and are expected to give rise to cash flows representing solely payments of principal and interest, except for default loans that the bank will derive its cash flows from execution of collaterals. Thus, the Bank expects that these will continue to be measured at amortised cost under IFRS 9. However, the Bank will analyse the contractual cash flow characteristics of those instruments in more detail before concluding whether all those instruments meet the criteria for amortised cost measurement under IFRS 9.

b) *Impairment*

IFRS 9 requires the Bank to record expected credit losses on all of its debt securities, loans and trade receivables, either on a 12-month or lifetime basis. The Bank will need to perform a more detailed analysis which considers all reasonable and supportable information, including forward-looking elements to determine the extent of the impact, to assess the full impact of the new standard.

(c) *Hedge accounting*

The Bank believes that all existing hedge relationships that are currently designated in effective hedging relationships will still qualify for hedge accounting under IFRS 9. As IFRS 9 does not change the general principles of how an entity accounts for effective hedges, the Bank does not expect a significant impact as a result of applying IFRS 9.

IFRS 15 *Revenue from Contracts with Customers*

IFRS 15 was issued in May 2014 and establishes a five-step model to account for revenue arising from contracts with customers. Under IFRS 15, revenue is recognised at an amount that reflects the consideration to which an entity expects to be entitled in exchange for transferring goods or services to a customer.

The new revenue standard will supersede all current revenue recognition requirements under IFRS. Either a full retrospective application or a modified retrospective application is required for annual periods beginning on or after 1 January 2018, when the IASB finalises their amendments to defer the effective date of IFRS 15 by one year. Early adoption is permitted. The Bank is assessing the potential impact on its financial statements resulting from IFRS 15.

Banka p̄r Biznes Sh.a.**Notes to the financial statements**

For the year ended 31 December 2016

*(Amounts in thousands of EUR, unless otherwise stated)***4. ADOPTION OF NEW OR REVISED STANDARDS AND INTERPRETATIONS
(CONTINUED)****4.1 Standards and interpretations issued but not yet effective (continued)****IAS 7 Disclosure Initiative – Amendments to IAS 7**

The amendments to IAS 7 Statement of Cash Flows are part of the IASB's Disclosure Initiative and require an entity to provide disclosures that enable users of financial statements to evaluate changes in liabilities arising from financing activities, including both changes arising from cash flows and non-cash changes. On initial application of the amendment, entities are not required to provide comparative information for preceding periods. These amendments are effective for annual periods beginning on or after 1 January 2017, with early application permitted.

IFRS 16 Leases

IFRS 16 was issued in January 2016 and it replaces IAS 17 Leases, IFRIC 4 Determining whether an Arrangement contains a Lease, SIC-15 Operating Leases-Incentives and SIC-27 Evaluating the Substance of Transactions Involving the Legal Form of a Lease. IFRS 16 sets out the principles for the recognition, measurement, presentation and disclosure of leases and requires lessees to account for all leases under a single on-balance sheet model similar to the accounting for finance leases under IAS 17. The standard includes two recognition exemptions for lessees – leases of 'low-value' assets (e.g., personal computers) and short-term leases (i.e., leases with a lease term of 12 months or less). At the commencement date of a lease, a lessee will recognise a liability to make lease payments (i.e., the lease liability) and an asset representing the right to use the underlying asset during the lease term (i.e., the right-of-use asset). Lessees will be required to separately recognise the interest expense on the lease liability and the depreciation expense on the right-of-use asset.

Lessees will be also required to remeasure the lease liability upon the occurrence of certain events (e.g., a change in the lease term, a change in future lease payments resulting from a change in an index or rate used to determine those payments). The lessee will generally recognise the amount of the remeasurement of the lease liability as an adjustment to the right-of-use asset.

Lessor accounting under IFRS 16 is substantially unchanged from today's accounting under IAS 17. IFRS 16 also requires lessees and lessors to make more extensive disclosures than under IAS 17.

IFRS 16 is effective for annual periods beginning on or after 1 January 2019. Early application is permitted, but not before an entity applies IFRS 15. A lessee can choose to apply the standard using either a full retrospective or a modified retrospective approach. The standard's transition provisions permit certain reliefs. In 2017, the Bank plans to assess the potential effect of IFRS 16 on its financial statements.

Amendments to IAS 16 and IAS 38: Clarification of Acceptable Methods of Depreciation and Amortisation

The amendments clarify the principle in IAS 16 and IAS 38 that revenue reflects a pattern of economic benefits that are generated from operating a business (of which the asset is part) rather than the economic benefits that are consumed through use of the asset. As a result, a revenue-based method cannot be used to depreciate property, plant and equipment and may only be used in very limited circumstances to amortise intangible assets. The amendments are effective prospectively for annual periods beginning on or after 1 January 2016, with early adoption permitted. These amendments are not expected to have any impact to the Bank given that the Bank has not used a revenue-based method to depreciate its non-current assets.

Banka për Biznes Sh.a.**Notes to the financial statements**

For the year ended 31 December 2016

(Amounts in thousands of EUR, unless otherwise stated)

4. ADOPTION OF NEW OR REVISED STANDARDS AND INTERPRETATIONS (CONTINUED)**4.2 Standards and interpretations new or revised****Annual Improvements 2012-2014 Cycle**

These improvements are effective for annual periods beginning on or after 1 January 2016. They include:

IFRS 5 Non-current Assets Held for Sale and Discontinued Operations

Assets (or disposal groups) are generally disposed of either through sale or distribution to owners. The amendment clarifies that changing from one of these disposal methods to the other would not be considered a new plan of disposal, rather it is a continuation of the original plan.

IFRS 7 Financial Instruments: Disclosures**(i) Servicing contracts**

The amendment clarifies that a servicing contract that includes a fee can constitute continuing involvement in a financial asset. An entity must assess the nature of the fee and the arrangement against the guidance for continuing involvement in IFRS 7 in order to assess whether the disclosures are required. The assessment of which servicing contracts constitute continuing involvement must be done retrospectively. However, the required disclosures would not need to be provided for any period beginning before the annual period in which the entity first applies the amendments.

(ii) Applicability of the amendments to IFRS 7 to condensed interim financial statements

The amendment clarifies that the offsetting disclosure requirements do not apply to condensed interim financial statements, unless such disclosures provide a significant update to the information reported in the most recent annual report. The bank does not prepare condensed interim statements.

Amendments to IAS 1 Disclosure Initiative

The amendments to IAS 1 clarify, rather than significantly change, existing IAS 1 requirements. The amendments clarify:

- The materiality requirements in IAS 1
- That specific line items in the statement(s) of profit or loss and OCI and the statement of financial position may be disaggregated
- That entities have flexibility as to the order in which they present the notes to financial statements
- That the share of OCI of associates and joint ventures accounted for using the equity method must be presented in aggregate as a single line item, and classified between those items that will or will not be subsequently reclassified to profit or loss.

Furthermore, the amendments clarify the requirements that apply when additional subtotals are presented in the statement of financial position and the statement(s) of profit or loss and OCI. These amendments do not have any impact on the Company.

IAS 19 Employee Benefits

The amendment clarifies that market depth of high quality corporate bonds is assessed based on the currency in which the obligation is denominated, rather than the country where the obligation is located. When there is no deep market for high quality corporate bonds in that currency, government bond rates must be used.

Other standards that have been recently issued or revised but are not applicable to the Bank include:

- IAS 34 Interim Financial Reporting
- IFRS 14 Regulatory Deferral Accounts
- Amendments to IFRS 11 Joint Arrangements: Accounting for Acquisitions of Interests
- Amendments to IAS 27: Equity Method in Separate Financial Statements

Banka pē Biznes Sh.a.**Notes to the financial statements**

For the year ended 31 December 2016

*(Amounts in thousands of EUR, unless otherwise stated)***5. USE OF ESTIMATES AND JUDGMENTS**

Management discusses with the Audit Committee the development, selection and disclosure of the Bank's critical accounting policies and their application, and assumptions made relating to major estimation uncertainties. Information about assumptions and estimation uncertainties that have a significant risk of resulting in a material adjustment within the next financial year and about critical judgements in applying accounting policies that have the most significant effect on the amounts recognised in the separate financial statements is disclosed below.

These disclosures supplement the commentary on financial risk management (see Note 25).

a) Impairment

Assets accounted for at amortised cost are evaluated for impairment on a basis described in Note 3.(f).(vii). The Bank reviews its loan portfolios to assess impairment on a regular basis. In determining whether an impairment loss should be recorded in the profit or loss, the Bank makes judgments as to whether there is any observable data indicating that there is a measurable decrease in the estimated future cash flows from a portfolio of loans before the decrease can be identified with an individual loan in that portfolio. This evidence may include observable data indicating that there has been an adverse change in the payment status of borrowers in a group, or national or local economic conditions that correlate with defaults on assets in the Bank.

Management uses estimates based on historical loss experience for assets with credit risk characteristics and objective evidence of impairment similar to those in the portfolio when scheduling its future cash flows. The methodology and assumptions used for estimating both the amount and timing of future cash flows are reviewed regularly to reduce any differences between loss estimates and actual loss experience.

The Bank determines that available-for-sale investments are impaired when there has been a significant or prolonged decline in the fair value below its cost. This determination of what is significant or prolonged requires judgment. In making this judgment, the Bank evaluates among other factors, the normal volatility in share price. In addition, impairment may be appropriate when there is evidence of deterioration in the financial health of the investee, industry and sector performance, changes in technology, and operational and financing cash flows.

b) Net realizable value of repossessed assets

The Bank has established a policy with respect to the fair values of repossessed assets which are being measured at the lower of cost and net realizable value, which is the estimated selling price of the properties less costs to sell. The estimated selling price is derived from fair value measurements that include the use of external, independent property valuers, having appropriate recognized statutory professional qualifications, which is subsequently reviewed from the Bank Management for significant unobservable inputs and any required write down adjustments.

The Bank does not present repossessed property in the statement of financial position for periods longer than 5 years. The fair value measurements involved in determination of the net realizable value of the Bank's repossessed assets are categorized into Level 3 of the fair value hierarchy.

Valuation techniques and significant unobservable inputs

The following table shows the valuation technique used in measuring the fair value of repossessed assets, as well as the significant unobservable inputs used.

Valuation technique	Significant unobservable inputs
Reference to the current market: The valuation model uses prices and other relevant information generated by market transactions involving identical or comparable (similar) assets, liabilities, or a group of assets and liabilities (e.g. a business)	Market prices were modified to reflect the following: <ul style="list-style-type: none"> • The level of market transactions when the market activity is low or the price for an identical property is difficult to obtain • Specific condition of each property (construction, position etc.)

Banka p r Biznes Sh.a.**Notes to the financial statements**

For the year ended 31 December 2016

*(Amounts in thousands of EUR, unless otherwise stated)***5. USE OF ESTIMATES AND JUDGMENTS (CONTINUED)****c) Determining fair values**

The determination of fair value for financial assets and financial liabilities for which there is no observable market price requires the use of valuation techniques as described in Note 3.(f).(vi). For financial instruments that trade infrequently and have little price transparency, fair value is less objective, and requires varying degrees of judgement depending on liquidity, concentration, uncertainty of market factors, pricing assumptions and other risks affecting the specific instrument.

The Bank measures fair values using the following hierarchy of methods:

- Level 1: Quoted market price in an active market for an identical instrument.
- Level 2: Valuation techniques based on observable inputs. This category includes instruments valued using: quoted market prices in active markets for similar instruments; quoted prices for similar instruments in markets that are considered less than active; or other valuation techniques where all significant inputs are directly or indirectly observable from market data.
- Level 3: Valuation techniques using significant unobservable inputs. This category includes all instruments where the valuation technique includes inputs not based on observable data and the unobservable inputs could have a significant effect on the instrument's valuation. This category includes instruments that are valued based on quoted prices for similar instruments where significant unobservable adjustments or assumptions are required to reflect differences between the instruments.

The estimation of the fair value is disclosed in note 5 d) below.

d) Disclosure and estimation of fair value

Fair value estimates are based on existing financial instruments on the Bank's financial position statement without attempting to estimate the value of anticipated future business and the value of assets and liabilities not considered financial instruments.

Financial instruments – fair value hierarchy

The following table sets out the fair values of financial instruments measured and not measured at fair value and analyses them by the level in the fair value hierarchy into which each fair value measurement is categorized.

	Carrying value	2016 Fair value Level 2	Carrying value	2015 Fair value Level 2
Financial assets measured at fair value				
Available-for-sale	18,267	18,267	10,372	10,372
Financial assets not measured at fair value				
Cash on hand and at banks	39,939	39,939	33,199	33,199
Loans and advances to banks	600	600	960	960
Loans and advances to customers	103,149	106,645	87,075	88,924
Other financial assets	237	237	291	291
Financial liabilities not measured at fair value				
Due to customers	140,598	141,101	115,848	116,330
Subordinated debt	1,845	1,839	1,848	1,842
Borrowings	4,248	3,620	3,017	2,571
Other financial liabilities	1,346	1,346	651	651

Banka për Biznes Sh.a.**Notes to the financial statements**

For the year ended 31 December 2016

*(Amounts in thousands of EUR, unless otherwise stated)***5. USE OF ESTIMATES AND JUDGMENTS (CONTINUED)****d) Disclosure and estimation of fair value (continued)***Financial instruments – fair value hierarchy*

Fair value for financial assets and liabilities above have been determined using Level 2 input described above.

Fair value estimates are based on existing financial instruments on the Bank's financial position statement without attempting to estimate the value of anticipated future business and the value of assets and liabilities not considered financial instruments.

Balances with banks

Due from other banks include inter-bank placements and accounts. As loans, advances and deposits are short term and at floating rates, their fair value is considered to equate to their carrying amount.

Treasury Bills

Treasury Bills include treasury bills issued by the Government of Kosovo which are bought with the intention to hold till maturity. The fair value has been estimated using a discounted cash flow model based on a current yield curve appropriate for the remaining term to maturity.

Bonds

Bonds include bonds issued by the Government of Kosovo which are bought with the intention to hold till maturity. Quoted prices in active markets were not available for these securities. However, there was sufficient information available to measure the fair values of these securities based on observable market inputs.

Loans and advances to customers

Where available, the fair value of loans and advances is based on observable market transactions. Where observable market transactions are not available, fair value is estimated using valuation models, such as discounted cash flow techniques. Input into the valuation techniques includes expected lifetime credit losses, interest rates and prepayment rates. To improve the accuracy of the valuation estimate for retail and smaller commercial loans, homogeneous loans are grouped into portfolios with similar characteristics.

The Bank's loan portfolio has an estimated fair value approximately equal to its book value due either to their short term nature or to underlying interest rates which approximate market rates. The majority of the loan portfolio is subject to re-pricing within a year.

Due to customers, borrowings and subordinated debt

The fair value of subordinated debt and Due to customers is estimated using discounted cash flow techniques, applying the rates that are offered for deposits and subordinated debt of similar maturities and terms. The fair value of deposits payable on demand is the amount payable at the reporting date.

Banka p r Biznes Sh.a.**Notes to the financial statements**

For the year ended 31 December 2016

*(Amounts in thousands of EUR, unless otherwise stated)***6. NET INTEREST INCOME**

Net interest income is composed as follows:

	2016	2015
Interest income		
Loans and advances to customers	9,716	9,018
Loans and advances to banks	7	2
Available-for-sale investments	98	153
	9,821	9,173
Interest expenses		
Due to customers	(1,347)	(1,466)
Subordinated debt	(203)	(186)
Borrowings	(120)	(17)
	(1,670)	(1,669)
Net interest income	8,151	7,504

7. NET FEE AND COMMISSION INCOME

	2016	2015
Fee and commission income		
Payment transfers and transactions	1,525	1,485
Account maintenance fees	433	321
Other fees and commissions	42	42
Total fee and commission income	2,000	1,848
Fees and commissions on bank accounts	(422)	(323)
Fees and commissions on social aid distribution	(49)	(69)
Other fees and commissions	(51)	(22)
Total fee and commission expense	(522)	(414)
Net fee and commission income	1,478	1,434

Banka pē Biznes Sh.a.
Notes to the financial statements
For the year ended 31 December 2016
(Amounts in thousands of EUR, unless otherwise stated)

8. OTHER OPERATING EXPENSES

	2016	2015
Personnel expenses (see below)	2,717	2,388
Rent	623	667
Depreciation and Amortisation	398	368
Insurance and security	290	303
Utilities and fuel	168	162
Repairs and maintenance	148	152
Communications	137	135
Consultancy	74	87
Legal expense	196	131
Card issuance costs	190	131
Advertising and marketing expenses	161	170
Cleaning expenses	42	39
Office materials	54	49
Board member remuneration	42	42
Travel	15	12
Other expenses	367	413
Total	5,622	5,249

The number of employees as at 31 December 2016 is 327 (31 December 2015: 288).

Personnel expenses are detailed as follows:

	2016	2015
Wages and salaries	2,323	2,111
Pension contribution	119	104
Fringe benefits	250	163
Other compensations	25	10
Total	2,717	2,388

Banka për Biznes Sh.a.**Notes to the financial statements**

For the year ended 31 December 2016

*(Amounts in thousands of EUR, unless otherwise stated)***9. INCOME TAXES**

The income tax charge differs from the theoretical amount that would arise using the weighted average tax rate applicable to profits of the bank as follows:

	Effective tax rate	2016	Effective tax rate	2015
Profit before tax		4,530		2,001
Tax calculated at 10%	10%	453	10%	200
Adjustment due to difference on provision for loans based on Central Bank of Kosovo rules	-	-	-	-
Adjustment due to difference on repossessed assets write-downs	-	-	-	-
Tax effect of non-deductible expenses	-	-	0.05%	1
Unrecognised tax effect of the accrued interest on term deposits	0.44%	21	(1.00%)	(20)
Utilisation of tax loss carried forward	(1.92)	(87)	(9.05%)	(181)
Income tax	-	387	-	-

Deferred tax is calculated based on the enacted tax rate of 10%. Deferred tax assets are recognised only to the extent that realisation of the related tax benefit is probable. As at 31 December 2015, a net deferred tax asset of EUR Nil (2015: EUR 87 thousand) has not been recognized due to the uncertainty that sufficient taxable profits will be available to allow the benefit of that deferred tax asset to be utilized.

	2016	2015
Liability at the beginning	105	105
Additions during the year	387	-
Payments during the year	(290)	-
Liability at the end	202	105

The carry forward period for any tax losses in accordance with the Kosovo Tax Law is six years.

Income tax is assessed at the rate of 10% (2015: 10%) of taxable income. The following represents a reconciliation of the accounting profit to the income tax:

	2010	2011	2012	2013	2014	2015	2016
Tax losses unrecognized (utilized) during the year	167	1,160	2,232	(87)	(789)	(1,814)	(869)
Tax losses carried forward	167	1,327	3,559	3,472	2,683	869	-

	2015	Movement during 2016	2016
Tax losses carried forward	(869)	869	-
Deferred tax asset at 10%	87	(87)	-
Less: unrecognised tax losses	(87)	87	-
Deferred tax asset at the end of the year	-	-	-

The movements in deferred tax liabilities are presented as follows:

	2015	Movement during 2016	2016
Provisions for loan impairment	105	21	126
Deferred tax liability at the end of the year	105	21	126

Banka për Biznes Sh.a.**Notes to the financial statements**

For the year ended 31 December 2016

*(Amounts in thousands of EUR, unless otherwise stated)***10. CASH ON HAND AND AT BANKS**

	2016	2015
Cash on hand	5,743	6,335
Cash at banks	6,948	4,288
Total	12,691	10,623

Cash and cash equivalents consist of the following:

	2016	2015
Cash on hand and at banks	12,691	10,623
Unrestricted balances with CBK (note 11)	14,955	13,531
Total	27,646	24,154

11. BALANCES WITH CENTRAL BANK OF KOSOVO

	2016	2015
Statutory reserves	12,293	9,045
Current accounts	14,955	13,531
Total	27,248	22,576

In accordance with the CBK requirements relating to the deposits reserve for liquidity purposes, the Bank should maintain a minimum of 10% of customer deposits with maturities up to one year, as statutory reserves. The statutory reserves represent highly liquid instruments, including cash on hand, accounts at the CBK or at other banks in Kosovo, and the amounts held at the CBK should not be less than half of the total statutory reserves. The assets with which the Bank may satisfy its liquidity requirement are EUR deposits with the CBK and 50% of the EUR equivalent of cash denominated in readily convertible currencies. Deposits with the CBK must not be less than 5% of the applicable deposit base.

12. LOANS AND ADVANCES TO BANKS

	2016	2015
<i>Blocked accounts:</i>		
Raiffeisen Bank International	600	960
Total	600	960

Loans and advances to banks include blocked accounts on behalf of guarantees from customers.

13. AVAILABLE-FOR-SALE INVESTMENTS

	2016	2015
Treasury Bills	10,720	5,334
Government Bonds	7,547	5,038
Total	18,267	10,372

During the year 2016 Bank has sold approximately 14 financial instruments. Financial instruments all were sold with higher price compared to purchase price. The only buyer of financial instruments was Central Bank of Kosovo. Gain was recognized through profit and loss in amount of EUR 1,878 thousand.

During 2015, the Bank sold held-to-maturity investments of EUR 6,034 thousand. As a result, the entire held-to-maturity portfolio was tainted and reclassified to available-for sale-instruments.

Banka përbiznes Sh.a.**Notes to the financial statements**

For the year ended 31 December 2016

*(Amounts in thousands of EUR, unless otherwise stated)***14. LOANS AND ADVANCES TO CUSTOMERS**

	2016	2015
Loans and advances to customers	107,904	91,380
Accrued interest	561	534
Deferred disbursement fees	(649)	(474)
Total	107,816	91,440
Allowance for impairment losses on loans and advances to customers	(4,667)	(4,415)
Loans and advances to customers, net	103,149	87,025

Movements in the allowance for impairment losses on loans and advances to customers are as follows:

	2016	2015
At January 1	4,415	5,075
Loan loss provision	830	1,584
Loans written off	(578)	(2,244)
At December 31	4,667	4,415

The Bank exceeded the limit set by CBK for maximum exposure in relation to Tier One capital to a single or group of connected customers and related parties for one case as at 31 December 2014, for which the Bank obtained approval from CBK up to 30 June 2015. The Bank did not exceed such limits at 31 December 2016 and 2015.

The Bank manages individual counterparty exposures in order to be compliant with the rules of the Central Bank that require individual counterparty exposures not to exceed 15% of Tier I Capital (or EUR 14,512k).

As at 31 December 2016 there are no counterparty exposures above 15% of the limit. In addition, the cumulative exposure of the top 10 clients of the bank is EUR 9,757k (2015: EUR 9,612k).

A reconciliation of the allowance for impairment losses for loans and advances, by class, is, as follows:

	2016			2015		
	Non-Retail	Retail	Total	Non-retail	Retail	Total
At 1 January 2016	3,885	530	4,415	4,570	505	5,075
Charge for the year	667	163	830	1,559	25	1,584
Amounts written off	(578)	-	(578)	(2,244)	-	(2,244)
At 31 December 2016	3,974	693	4,667	3,885	530	4,415

15. OTHER FINANCIAL ASSETS

	2016	2015
Receivables from customers	14	133
Accrued income from banking services	84	67
Accrued fees and commissions	55	84
Receivables from guarantees	70	-
Other receivables	14	7
Total	237	291

16. OTHER ASSETS

	2016	2015
Prepaid expenses	141	122
Total	141	122

Banka për Biznes Sh.a.**Notes to the financial statements**

For the year ended 31 December 2016

*(Amounts in thousands of EUR, unless otherwise stated)***17. REPOSESED ASSETS**

Reposessed assets are properties acquired through enforcement of security over loans and advances to customers. The Bank intends and is taking steps to sell these within a reasonable short period of time.

	2016	2015
Residential real estate	572	572
Commercial real estate	1,688	1,008
Total	2,260	1,580
Less: write-down	(1,362)	(833)
Net carrying value	898	747

The fair value of these assets is determined with reference to market values by independent external valuers. The values are further written down depending on their location, maintenance and conditions to reflect delays in likely settlement and the length of time for holding the assets.

Movements in the values written down are as follows:

	2016	2015
At January 1	833	528
Charge for the year	529	305
Reversal on disposal	-	-
At December 31	1,362	833

18. INTANGIBLE ASSETS

	Software
Cost	
At 1 January 2015	805
Additions	89
At 31 December 2015	894
Additions	156
At 31 December 2016	1,050
Accumulated amortisation	
At 1 January 2015	660
Charge for the year	87
At 31 December 2015	747
Charge for the year	77
At 31 December 2016	824
Net carrying amount	
At 31 December 2015	147
At 31 December 2016	226

Banka për Biznes Sh.a.**Notes to the financial statements**

For the year ended 31 December 2016

*(Amounts in thousands of EUR, unless otherwise stated)***19. PROPERTY AND EQUIPMENT**

	Buildings	Leasehold improvements	Furniture, fixtures and equipment	Computers and related equipment	Vehicles	Total
Cost						
At 1 January 2015	109	610	574	1,181	489	2,963
Additions during the year	-	275	101	177	158	711
Disposals during the year	-	(111)	(130)	(178)	(50)	(469)
At 31 December 2015	109	774	545	1,180	597	3,205
Additions during the year	-	71	19	113	73	276
Disposals during the year	(13)	(18)	(79)	(13)	(17)	(140)
At 31 December 2016	96	827	485	1,280	653	3,341
Accumulated depreciation						
At 1 January 2015	13	507	495	962	344	2,321
Charge for the year	2	62	75	84	58	281
Disposals for the year	-	(108)	(129)	(173)	(28)	(438)
At 31 December 2015	15	461	441	873	374	2,164
Charge for the year	2	90	42	94	93	321
Disposals for the year	(13)	(16)	(21)	(24)	(50)	(124)
At 31 December 2016	4	535	462	943	417	2,361
Carrying amounts						
At 31 December 2015	94	313	104	307	223	1,041
At 31 December 2016	92	292	23	337	236	980

As at 31 December 2016 and 2015, the Bank does not have any property pledged as collateral.

Included in property and equipment as of 31 December 2016 are buildings with a carrying amount of EUR 92 thousand (2015: EUR 94 thousand) which represent repossessed collaterals and which management is using in its day to day activities.

Below are items of Property and Equipment that are fully depreciated but still in use as at 31 December 2016:

Category	Cost	Accumulated	Net Book
Buildings	9	9	-
Leaschold improvements	420	420	-
Furniture, fixtures and equipment	474	474	-
Computers and related equipment	647	647	-
Vehicles	143	143	-
Software	618	618	-
Total	2,311	2,311	-

Banka për Biznes Sh.a.**Notes to the financial statements**

For the year ended 31 December 2016

*(Amounts in thousands of EUR, unless otherwise stated)***20. DUE TO CUSTOMERS**

	2016	2015
Current accounts	60,214	50,036
In EUR	58,565	47,625
In foreign currencies	1,649	2,411
Time deposits	80,384	65,812
In EUR	78,388	65,084
In foreign currencies	1,996	728
Total	140,598	115,848

21. SUBORDINATED DEBT AND BORROWINGS

	2016	2015
Subordinated debt		
EBRD	1,005	1,008
<i>Individuals:</i>		
Valon Budima	420	420
Armend Skeja	420	420
Total	1,845	1,848

Subordinated debt was provided by the above parties to enable the Bank to maintain the minimum regulatory capital requirements. The subordinated debt bears an annual interest rate of 10%. The interest is payable to EBRD on a quarterly basis, and to individuals on an annual basis. The subordinated debt is repayable on the following dates:

- Debt from EBRD: 31 July 2019
- Debt from individuals: 26 December 2023.

The subordinated debt from individuals has no specific covenants attached to the agreements. As of 31 December 2016 the Bank is in compliance with financial covenants attached to the agreement with EBRD. As at 31 December 2015 the Bank was not in compliance with the following:

- Maintain a ratio of Liquid Assets to Deposits of 75% or more ;
- Maintain a negative liquidity Gap Ratio with respect to each maturity Band of not more than 20% all times;
- Maintain an Open Credit Exposure Ratio of not more than 12%;
- Maintain the exposure to top 10 borrowers by the size of their loans with a share in the aggregate Loan Portfolio of not more than 10%.

Borrowings	2016	2015
Borrowings from EFSE	3,240	3,017
Borrowings from EBRD	1,008	-
Total	4,248	3,017

During the year 2016, the Bank entered into a borrowing agreement with EBRD (European Bank for Reconstruction and Development) for a total of EUR 1,000 thousand. The purpose is to support the private individuals and SME loan portfolio related with energy efficiency programme. The borrowing bears an interest rate of 3.6% annually, and is repayable within five years. The interest is payable on quarterly basis.

During the year 2015, the Bank entered into a borrowing agreement with EFSE (European Fund for Southeastern Europe) for a total of EUR 4,000 thousand. The purpose is to support the private individuals and the SME loans portfolios. An amount of EUR 1,000 had not yet been disbursed at 31 December 2015. The borrowing bears an interest rate of 3.4% annually, and is repayable within three years. The interest is payable on a quarterly basis.

Banka p̄r Biznes Sh.a.**Notes to the financial statements**

For the year ended 31 December 2016

*(Amounts in thousands of EUR, unless otherwise stated)***22. OTHER LIABILITIES AND PROVISIONS**

	2016	2015
Payments in transit	593	295
Provisions for letters of guarantee issued by the Bank	-	52
Payable on behalf of Ministry of Labour and Social Welfare	450	170
Payable on behalf of Ministry of Economy and Finance	78	25
Due to suppliers	225	161
Total Other Liabilities	1,346	703
Other provisions (see note below)	404	642
Total	1,750	1,345

The Bank acts as an agent for the transactions performed on behalf of government institutions with third parties. These include payments on behalf of the Ministry of Labour and Social Welfare and Ministry of Economy and Finance.

Other provisions represent a provision related to a legal claim with previous shareholders of the Bank. During, 2015, the claimants have won the court case against the Bank and it is likely that the Supreme Court will confirm the decision. The value of the dispute was Euro 642 thousand and the entire amount was provided for by 31 December 2015.

Following is presented the movement of provision as of 31 December:

	2016	2015
At the beginning	642	-
Additions during the year	622	642
Utilized during the year	(860)	-
At the end	404	642

Banka për Biznes Sh.a.**Notes to the financial statements**

For the year ended 31 December 2016

*(Amounts in thousands of EUR, unless otherwise stated)***23. SHAREHOLDERS' EQUITY AND RESERVES****Share capital**

In accordance with Law no. 04/L-093 on "Banks, Microfinance Institutions and Non-Bank Financial Institutions", the minimum paid-in capital for domestic banks operating in Kosovo is EUR 7 million.

At 31 December 2016, the subscribed capital was divided into 28,530 ordinary shares (2015: 28,530 ordinary shares) with a nominal value of EUR 394.2 each. The holders of ordinary shares are entitled to receive dividends as declared from time to time and are entitled to one vote per share at meetings of the Bank. All shares rank equally with regard to the Bank's residual assets.

The structure of subscribed capital is as follows:

	<i>Name of shareholder</i>	2016		2015	
		%	EUR ('000)	%	EUR ('000)
1	Afrim Govori	21.27	2,392	21.27	2,392
2	Rrustem Aliaj	17.27	1,942	17.27	1,942
3	EBRD	10.00	1,125	10.00	1,125
4	Shaqir Palushi	9.91	1,115	-	-
5	John Khan Taip	-	-	9.91	1,115
6	Mejdi Rexhepi	9.35	1,052	9.35	1,052
7	Nazmi Viça	6.89	775	6.89	775
8	Kareman Limani	4.85	545	4.85	545
9	Banka di Cividale	4.62	520	4.62	520
10	Ahmet Arifi	2.39	269	2.39	269
11	Ismet Sylejmani	1.90	214	1.90	214
12	Rasim Gashi	1.54	173	1.54	173
13	Riza Mikulloveci	1.45	163	1.45	163
14	Others	1.26	141	1.26	141
15	DMTH shpk	5.35	601	5.17	581
16	Naser Aliu	0.62	70	0.62	70
17	Besnik Vrella	0.62	70	0.62	70
18	Agim Bilalli	0.62	70	0.62	70
19	Flamur Bryma	0.09	10	0.27	30
	Total	100.00	11,247	100.00	11,247

Other capital reserve

Other capital reserve was created as of 31 December 2011 as the difference between accumulated losses in accordance with IFRS and CBK which were written off through a reduction in the share capital. As a result, these reserves are restricted and not distributable.

Revaluation reserve

During 2014, the Bank decided to include in the Property and equipment a building which have been previously obtained as repossessed collateral. The building was recognized by the Bank in Property and equipment with a corresponding amount in the revaluation reserve in equity.

Banka p r Biznes Sh.a.**Notes to the financial statements**

For the year ended 31 December 2016

*(Amounts in thousands of EUR, unless otherwise stated)***24. COMMITMENTS AND CONTINGENCIES**

The Bank issues guarantees for its customers. These instruments bear a credit risk similar to that of loans granted. Guarantees issued in favour of customers are secured by cash collateral, and non cash collateral (real estate and movable collateral).

Guarantees extended to customers	2016	2015
Secured by cash deposits	828	525
Secured by collateral (real estate and movable collateral)	604	1,133
Unsecured	794	996
Less: Provision recognised as liabilities	(58)	(66)
Total	2,168	2,588

Commitments represent the undrawn balances of loans, overdraft and card limits granted to the customers.

Credit commitments	2016	2015
Approved but not disbursed loans	420	581
Unused overdraft limits approved	4,779	3,896
Unused credit card facilities	416	434
Total	5,615	4,911

Legal

The Bank is involved in routine legal proceedings in the ordinary course of business at 31 December 2016 and 2015. The Bank's management is of the opinion that no material losses will be incurred in relation to legal claims, except for provisions which have been recognized in the profit or loss.

Lease commitments

The Bank has entered into non-cancelable lease commitments, which are composed as follows:

	2016	2015
Not later than 1 year	510	482
Later than 1 year and not later than 5 years	113	186
Total	623	668

Banka p r Biznes Sh.a.**Notes to the financial statements**

For the year ended 31 December 2016

*(Amounts in thousands of EUR, unless otherwise stated)***25. FINANCIAL RISK MANAGEMENT****a) Introduction and overview**

The Bank has exposure to the following risks from its use of financial instruments:

- market risk
- credit risk
- liquidity risk

This note presents information about the Bank's exposure to each of the above risks, the Bank's objectives, policies and processes for measuring and managing risk, and the Bank's management of capital.

Risk management framework

The Board of Directors ("the Board") has overall responsibility for the establishment and oversight of the Bank's risk management framework. The Board has established the Asset and Liability Committee ("ALCO"), Credit Committee, Audit Committee, and Risk Committee, which are responsible for developing and monitoring the Bank's risk management policies in their specified areas. All Board committees have both executive and non-executive members and report regularly to the Board of Directors on their activities.

The Bank's risk management policies are established to identify and analyse the risks faced by the Bank, to set appropriate risk limits and controls, and to monitor risks and adherence to limits.

Risk management policies and systems are reviewed regularly to reflect changes in market conditions, products and services offered.

The Bank, through its training and procedures and policies for management, aims to develop a constructive control environment, in which all employees understand their roles and obligations.

The Bank's Audit Committee is responsible for monitoring compliance with the Bank's risk management policies and procedures, and for reviewing the adequacy of the risk management framework in relation to the risks faced by the Bank. The Bank's Audit Committee is assisted in these functions by the Internal Audit Department. Internal Audit undertakes both regular and ad-hoc reviews of risk management controls and procedures, the results of which are reported to the Audit Committee.

The Bank operates in the condition of a dynamically developing global financial and economic crisis. Its further extension might result in negative implications on the financial position of the Bank. The management of the Bank performs daily monitoring over all positions of assets and liabilities, income and expenses, as well as the development of the international financial markets. Based on this, the management analyses profitability, liquidity and the cost of funds and implements adequate measures in respect to credit, market (primarily interest rate) and liquidity risk, thus limiting the possible negative effects from the global financial and economic crisis. In this way the Bank responds to the challenges of the market environment, maintaining an adequate capital and liquidity position.

b) Credit risk

Credit risk is the risk of financial loss to the Bank if a customer or counterparty to a financial instrument fails to meet its contractual obligations, and arises principally from the Bank's loans and advances to customers and to other banks. For risk management reporting purposes, the Bank considers and consolidates all elements of credit risk exposure (such as individual obligor default risk, country and sector risk).

Banka p̄r Biznes Sh.a.**Notes to the financial statements**

For the year ended 31 December 2016

*(Amounts in thousands of EUR, unless otherwise stated)***25. FINANCIAL RISK MANAGEMENT (CONTINUED)****b) Credit risk (continued)****Management of credit risk**

The Board of Directors has delegated the responsibility for the management of credit risk to its Risk Department for the following categories: business loans (SME) and personal loans (PI) up to EUR 50 thousand which are approved by the Risk Department.

Credit exposures larger than EUR 50 thousand and less than 10% of the Bank's Tier I Capital are approved by the Risk Department / Credit Committee, while exposures over 10% of the Bank's Tier I Capital are approved by the Board of Directors.

Separate units of the Bank's Risk and Sales Departments are responsible for the oversight of the Bank's credit risk, including:

- Formulating credit policies, covering collateral requirements, credit assessment, risk grading and reporting, documentary and legal procedures, and compliance with regulatory and statutory requirements.
- Reviewing and assessing credit risk. The credit department assesses all credit exposures in excess of designated limits prior to facilities being committed to customers.
- Limiting concentrations of exposure to geographies and industries.
- Establishing the Banks' credit risk grading in order to categorise exposures according to the degree of risk of financial loss faced and to focus management on the risks. The risk grading system is used in determining where impairment losses may be required. The current risk grading framework consists of 5 grades reflecting varying degrees of risk of default and the availability of collateral.
- Reviewing compliance with agreed exposure limits, including those for industries, country risk and product types.
- Regular reports for the credit exposure, risk grading and allowance for impairment are provided to the Credit Risk Committee and appropriate corrective action is taken.
- Units within the credit department are required to implement credit policies and procedures and are responsible for the quality and performance of its credit portfolio and for monitoring and controlling all credit risks in its portfolios.
- Regular audits of the credit department's processes are undertaken by Internal Audit Department.

Banka pē Biznes Sh.a.**Notes to the financial statements**

For the year ended 31 December 2016

*(Amounts in thousands of EUR, unless otherwise stated)***25. FINANCIAL RISK MANAGEMENT (CONTINUED)****b) Credit risk (continued)****Analysis of credit quality**

The table below represents a worst case scenario of credit risk exposure of the Bank at 31 December 2016 and 2015, without taking into account any collateral held or other credit enhancements attached. For financial assets, the exposures set out below represent the net carrying amounts as reported in the statement of financial position.

	Cash and balances with banks and CBK		Investments (AFS)		Loans and advances to customers		Other financial assets		Financial guarantees	
	2016	2015	2016	2015	2016	2015	2016	2015	2016	2015
Maximum exposure to credit risk										
Carrying amount	39,939	33,199	18,267	10,372	103,149	87,025	237	291	-	-
Amount committed/guaranteed	-	-	-	-	-	-	-	-	7,841	7,565
	39,939	33,199	18,267	10,372	103,149	87,025	237	291	7,841	7,565
At amortised cost										
Neither past due nor impaired	39,939	33,199	18,267	10,372	89,017	75,035	237	291	-	-
Past due but not impaired	-	-	-	-	12,490	9,489	-	-	-	-
Individually impaired	-	-	-	-	6,309	6,916	-	-	-	-
Total	39,939	33,199	18,267	10,372	107,816	91,440	237	291	-	-
Allowance for impairment (individual and collective)	-	-	-	-	(4,667)	(4,415)	-	-	-	-
Net carrying amount	39,939	33,199	18,267	10,372	103,149	87,025	237	291	-	-
<i>Off balance: maximum exposure</i>										
Credit commitments: Low - fair risk	-	-	-	-	-	-	-	-	5,615	4,911
Financial guarantees: Low - fair risk	-	-	-	-	-	-	-	-	2,226	2,654
Total committed/guaranteed	-	-	-	-	-	-	-	-	7,841	7,565
Provisions recognised as liabilities	-	-	-	-	-	-	-	-	(58)	(66)
Total exposure	-	-	-	-	-	-	-	-	7,783	7,499

Banka p̄r Biznes Sh.a.
Notes to the financial statements
For the year ended 31 December 2016
(Amounts in thousands of EUR, unless otherwise stated)

25. FINANCIAL RISK MANAGEMENT (CONTINUED)

b) Credit risk (continued)

Analysis of credit quality (continued)

	2016			2015		
	Retail	Corporate	Total Loans	Retail	Corporate	Total Loans
Loans and advances to customers						
Total gross amount	43,679	64,137	107,816	26,948	64,492	91,440
Allowance for impairment (individual and collective)	(693)	(3,974)	(4,667)	(530)	(3,885)	(4,415)
Net carrying amount	42,986	60,163	103,149	26,418	60,607	87,025
<i>At amortised cost</i>						
Neither past due nor impaired	41,464	47,553	89,017	25,267	49,768	75,035
Past due but not impaired	2,085	10,405	12,490	1,505	7,984	9,489
Individually impaired	130	6,179	6,309	176	6,740	6,916
Total Gross	43,679	64,137	107,816	26,948	64,492	91,440
Less: allowance for individually impaired loans	(77)	(2,736)	(2,813)	(63)	(2,231)	(2,294)
Less: allowance for collectively impaired loans	(616)	(1,238)	(1,854)	(467)	(1,654)	(2,121)
Total Allowance for impairment	(693)	(3,974)	(4,667)	(530)	(3,885)	(4,415)
<i>Loans with renegotiated terms</i>						
Carrying amount	292	6,227	6,519	351	8,451	8,802
From which: Impaired	135	4,338	4,473	72	5,774	5,846
Allowance for impairment	(83)	(1,902)	(1,985)	(81)	(2,187)	(2,268)
Net carrying amount	209	4,325	4,534	270	6,264	6,534
Neither past due nor impaired	41,464	47,553	89,017	25,267	49,768	75,035
<i>Past due but not impaired</i>						
Past due 0-30 days	1,141	8,796	9,937	792	5,142	5,934
Past due 31 - 90 days	325	770	1,095	252	2,139	2,391
Past due 91 - 180 days	116	78	194	94	217	311
Past due over 180 days	503	761	1,264	367	486	853
	2,085	10,405	12,490	1,505	7,984	9,489
<i>Individually impaired</i>						
Past due 0 - 30 days	-	947	947	59	1,847	1,906
Past due 31 - 90 days	-	2,330	2,330	43	1,441	1,484
Past due 91 - 180 days	80	1,683	1,763	1	2,256	2,257
Past due over 180 days	50	1,219	1,269	73	1,196	1,269
	130	6,179	6,309	176	6,740	6,916

Banka për Biznes Sh.a.**Notes to the financial statements**

For the year ended 31 December 2016

*(Amounts in thousands of EUR, unless otherwise stated)***25. FINANCIAL RISK MANAGEMENT (CONTINUED)****b) Credit risk (continued)***Analysis of credit quality (continued)**Impaired loans*

Impaired loans are loans for which the Bank determines that it is probable that it will be unable to collect all principal and interest due according to the contractual terms of the loan. These loans are graded A to E in the Bank's internal credit risk grading system where A is Standard while E is Loss. The provisioning policy for these loans is detailed in Note 3.(f) (vii).

Individual and collective assessment of loan portfolio

For internal management purpose, the Bank segregates the loans into loans that are assessed individually for impairment: these are loans that are classified as substandard-list or lower. All other loans are analysed collectively for impairment assessment purposes.

The Bank's policy requires the review of individual loans and advances to customers that are above materiality thresholds of EUR 50 thousand (2015: EUR 50 thousand) at least quarterly when individual circumstances demand it.

Past due but not impaired loans

Loans and securities, where contractual interest or principal payments are past due, but the Bank believes that impairment is not appropriate on the basis of the level of security / collateral available and / or the stage of collection of amounts owed to the Bank.

Loans with renegotiated terms

Loans with renegotiated terms are loans that have been restructured due to deterioration in the borrower's financial position and where the Bank has made concessions that it would not otherwise consider. Once the loan is restructured it remains in this category independent of satisfactory performance after restructuring.

Write-off policy

The Bank writes off a loan (and any related allowances for impairment) with the decision of the Board of Directors, in accordance with the regulations of Central Bank of Kosovo. The write-off decision is taken after considering information such as the occurrence of significant changes in the borrower issuer's financial position, such that the borrower / issuer can no longer pay the obligation, or that proceeds from collateral will not be sufficient to pay back the entire exposure. The total amount written off during 2016 is EUR 578 thousand (2015: EUR 2,244 thousand).

Due from banks

Interbank exposures are closely monitored on a daily basis by risk management and the Treasury Department. The Bank limits its deposits and other banking transactions to sound local or international banks. Before a business relationship is initiated with a given bank, the management and the Risk Department carry out an analysis of the institution's financial standing. The financial performance of the counterparties is continuously monitored. Moreover, all correspondent banks as well as bond issuers in which the Bank has investment exposures are continuously monitored for their ratings by international rating agencies like: Standard & Poor's (S&P), Fitch and Moody's.

In accordance to the new regulation on large exposures of the Central Bank of Republic of Kosovo, banks shall not have any aggregate credit risk exposure to related counterparties exceeding 15% of Tier I Regulatory Capital.

Banka p r Biznes Sh.a.**Notes to the financial statements**

For the year ended 31 December 2016

*(Amounts in thousands of EUR, unless otherwise stated)***25. FINANCIAL RISK MANAGEMENT (CONTINUED)****b) Credit risk (continued)***Analysis of credit quality (continued)*

Loans and advances to banks are granted without collateral. The table below presents the Bank's current accounts and time deposits with corresponding banks by credit ratings:

	2016	2015
A+ to A-	-	-
BBB+ to B-	600	960
Not rated	-	-
At 31 December	600	960

Lending commitments and financial guarantees

The maximum exposure from financial guarantees represents the maximum amount that the Bank should pay if the guarantee is called on, which may be significantly greater than the amount recognised as a liability. The maximum credit exposure for lending commitments is the full amount of the commitment.

Risk limit control and mitigation policies

The Bank manage limits and controls the concentrations of credit risk wherever they are identified in particular to individual counterparties and groups, and to affiliates.

The Bank structures the levels of credit risk it undertakes by placing limits on the amount of risk accepted in relation to a single borrower, or group of borrowers, and to geographical and industry segments. Such risks are monitored on a regular basis and subject to an annual or more frequent review, if necessary.

Exposure to credit risk is also managed through regular analysis of the ability of borrowers and potential borrowers to meet interest and capital repayment obligations and by changing these lending limits where appropriate. Other controls and mitigation measures are outlined below.

Collateral held and other credit enhancements, and their financial effect

The Bank holds collateral against loans and advances to customers in the form of mortgage interests over property and other movable assets. Estimates of fair value are based on the value of collateral assessed at the time of borrowing and on subsequent valuations, when applicable. Collateral generally is not held over loans and advances to banks.

An estimate of the fair value of collateral and other security enhancements held against financial assets is shown below:

	Estimated Value of Collateral	
	2016	2015
Property	55,400	57,169
Equipment	18,622	18,268
Goods	3,905	4,077
Without collateral	29,889	11,866
Total	107,816	91,380

Banka p̄r Biznes Sh.a.**Notes to the financial statements**

For the year ended 31 December 2016

*(Amounts in thousands of EUR, unless otherwise stated)***25. FINANCIAL RISK MANAGEMENT (CONTINUED)****b) Credit risk (continued)****Concentration of credit risk**

The Bank monitors concentrations of credit risk by sector and by geographic location. An analysis of concentrations of credit risk at the reporting date is shown below:

	Cash and balances with Banks and CBK		Loans and advances to banks		Available-for-sale financial assets		Loans and advances to customers		Other financial assets		Financial guarantees	
	2016	2015	2016	2015	2016	2015	2016	2015	2016	2015	2016	2015
Concentration by sector												
Corporate	-	-	-	-	-	-	60,159	60,606	-	-	7,841	7,565
Banks	39,939	33,199	600	960	18,267	10,372	-	-	-	-	-	-
Retail	-	-	-	-	-	-	42,990	26,419	237	291	-	-
Total	39,939	33,199	600	960	18,267	10,372	103,149	87,025	237	291	7,841	7,565
Concentration by location												
EU countries	3,519	3,103	600	960	-	-	-	-	-	-	-	-
Republic of Kosovo	35,426	30,029	-	-	18,267	10,372	103,149	87,025	237	291	7,841	7,565
Other countries	994	67	-	-	-	-	-	-	-	-	-	-
Total	39,939	33,199	600	960	18,267	10,372	103,149	87,025	237	291	7,841	7,565

Banka për Biznes Sh.a.**Notes to the financial statements**

For the year ended 31 December 2016

*(Amounts in thousands of EUR, unless otherwise stated)***25. FINANCIAL RISK MANAGEMENT (CONTINUED)****c) Market risk**

Market risk is the risk that changes in market prices, such as interest rates, equity prices, foreign exchange rates and credit spreads (not relating to changes in the obligor's/issuer's credit standing) will affect the Bank's income or the value of its holdings of financial instruments. The objective of market risk management is to manage and control market risk exposures within acceptable parameters, while optimising the return on risk.

Interest rate risk

Interest rate risk is comprised of the risk that the value of a financial instrument will fluctuate due to changes in market interest rates and the risk that the maturities of interest bearing assets differ from the maturities of the interest bearing liabilities used to fund those assets. The length of time for which the rate of interest is fixed on a financial instrument therefore indicates to what extent it is exposed to interest rate risk. The assets and customer term deposits of the Bank carry fixed interest rates.

The Bank's operations are subject to the risk of interest rate fluctuations to the extent that interest-bearing assets and liabilities mature or reprice at different times or in differing amounts. The Bank attempts to mitigate this risk by monitoring the repricing dates of its assets and liabilities. In addition, the actual effect will depend on a number of other factors, including the extent to which repayments are made earlier or later than the contracted dates and variations in interest rate sensitivity within repricing periods and among currencies.

Exposure to interest rate risk

The Bank's operations are subject to the risk of interest rate fluctuations to the extent that interest-earning assets and interest-bearing liabilities mature or reprice at different times or in differing amounts. In the case of floating rate assets and liabilities, the Bank is also exposed to basis risk, which is the difference in repricing characteristics of the various floating rate indices, such as the savings rate, LIBOR and different types of interest. Risk management activities are aimed at optimising net interest income, given market interest rate levels consistent with the Bank's business strategies.

Asset-liability risk management activities are conducted in the context of the Bank's sensitivity to interest rate changes. In decreasing interest rate environments, margins earned will narrow as liabilities interest rates will decrease with a lower percentage compared to assets' interest rates. However, the actual effect will depend on various factors, including stability of the economy, environment and level of the inflation.

The management of interest rate risk against interest rate gap limits is supplemented by monitoring the sensitivity of the Bank's financial assets and liabilities to various standard and non-standard interest rate scenarios. Standard scenarios include a 1% parallel fall or rise in all yield curves.

The average effective yields of significant categories of financial assets and liabilities of the Bank as at 31 December 2016 and 2015 are as follows:

	USD		EUR	
	2016	2015	2016	2015
Assets				
Cash at banks	0.65%	0.51%	-	-
Loans and advances to banks	-	-	-	-
Loans to customers	-	-	9.29%	10.02%
Available-for-sale financial assets	-	-	1.03%	1.95%
Liabilities				
Due to customers	0.04%	0.04%	1.39%	1.81%
Subordinated debt	-	-	10.04%	10.04%
Borrowings	0.65%	-	3.50%	3.40%

Banka p r Biznes Sh.a.**Notes to the financial statements**

For the year ended 31 December 2016

*(Amounts in thousands of EUR, unless otherwise stated)***25. FINANCIAL RISK MANAGEMENT (CONTINUED)****c) Market risk (continued)**

An analysis of the Bank's sensitivity to an increase or decrease in market interest rates (assuming no asymmetrical movement in yield curves and a constant statement of financial position) is as follows:

2016	up to 1 Year scenarios		over 1 Year scenarios	
	100 bp Increase	100 bp Decrease	100 bp Increase	100 bp Decrease
Estimated Profit (loss) effect	(493)	493	555	(555)
2015	up to 1 Year scenarios		over 1 Year scenarios	
	100 bp Increase	100 bp Decrease		100 bp Increase
Estimated Profit (loss) effect	(346)	346	376	(376)
Effect on other comprehensive income				
	up to 1 Year scenarios			
	10 bp Increase	10 bp Decrease	10 bp Increase	10 bp Decrease
2016: Estimated Available for sale effect	(28)	28	(28)	28
2016: Total effect on equity	(521)	521	527	(527)

Based on the analysis above if interest rates increases with 10 basis point, fair value decreases with EUR 28 thousand.

The effect of interest rate risk on equity is similar to that on Profit and Loss.

Banka për Biznes Sh.a.
 Notes to the financial statements
 For the year ended 31 December 2016
 (Amounts in thousands of EUR, unless otherwise stated)

25. FINANCIAL RISK MANAGEMENT (CONTINUED)

c) Market risk (continued)

The following table shows the interest bearing and non-interest bearing financial instruments by repricing date.

31 December 2016		Up to 1 month	1-3 Month	3-6 Month	6-12 Month	Over 1 year	Total
Assets							
Cash on hand and at banks							
Non-interest bearing		12,691	-	-	-	-	12,691
Balances with CBK							
Non-interest bearing		27,248	-	-	-	-	27,248
Loans and advances to banks							
Interest bearing	<i>Fixed</i>		350	-	200	50	600
Investment securities							
Interest bearing	<i>Fixed</i>	-	70	3,743	7,128	7,326	18,267
Loans to customers							
Interest bearing	<i>Fixed</i>	4,282	6,616	8,761	17,724	65,766	103,149
Other financial assets							
Non-interest bearing		237	-	-	-	-	237
Total		44,458	7,036	12,504	25,052	73,142	162,192
Liabilities							
Deposits from customers							
Interest bearing	<i>Fixed</i>	16,371	3,424	10,512	37,520	12,557	80,384
Non-interest bearing		60,214	-	-	-	-	60,214
Subordinated debt							
Interest bearing	<i>Fixed</i>	-	4	41	-	1,800	1,845
Borrowings							
Interest bearing	<i>Variable</i>	-	45	48	800	3,355	4,248
Other liabilities							
Non-interest bearing		1,346	-	-	-	-	1,346
Total		77,861	3,473	10,601	38,320	17,712	147,967
Gap		(33,403)	3,563	1,903	(13,268)	55,430	14,225
Cumulative gap		(33,403)	(29,840)	(27,937)	(41,205)	14,225	

41

Banka për Biznes Sh.a.
Notes to the financial statements
For the year ended 31 December 2016
(Amounts in thousands of EUR, unless otherwise stated)

25. FINANCIAL RISK MANAGEMENT (CONTINUED)

c) Market risk (continued)

31 December 2015		Up to 1 month	1-3 Month	3-6 Month	6-12 Month	Over 1 year	Total
Assets							
Cash on hand and at banks							
Non-interest bearing		10,623	-	-	-	-	10,623
Balances with CBK							
Non-interest bearing		22,576	-	-	-	-	22,576
Loans and advances to banks							
Interest bearing	<i>Fixed</i>	100	306	-	454	100	960
Investment securities							
Interest bearing	<i>Fixed</i>	1,750	649	2,938	300	4,735	10,372
Loans to customers							
Interest bearing	<i>Fixed</i>	4,512	6,105	8,696	15,890	51,822	87,025
Other financial assets							
Non-interest bearing		291	-	-	-	-	291
Total		39,852	7,060	11,634	16,644	56,657	131,847
Liabilities							
Deposits from customers							
Interest bearing	<i>Fixed</i>	14,804	4,629	3,626	28,047	14,706	65,812
Non-interest bearing		50,036	-	-	-	-	50,036
Subordinated debt							
Interest bearing	<i>Fixed</i>	-	7	41	-	1,800	1,848
Borrowings							
Interest bearing	<i>Variable</i>	-	17	-	400	2,600	3,017
Other liabilities							
Non-interest bearing		651	-	-	-	-	651
Total		65,491	4,653	3,667	28,447	19,106	121,364
Gap		(25,639)	2,407	7,967	(11,803)	37,551	10,483
Cumulative gap		(25,639)	(23,232)	(15,265)	(27,068)	10,483	

42

Banka p r Biznes Sh.a.**Notes to the financial statements**

For the year ended 31 December 2016

*(Amounts in thousands of EUR, unless otherwise stated)***25. FINANCIAL RISK MANAGEMENT (CONTINUED)****c) Market risk (continued)****Exposure to currency risk**

The Bank is exposed to currency risk through transactions in foreign currencies. The Bank ensures that the net exposure is kept to an acceptable level by buying or selling foreign currency at spot when necessary to address short-term balances.

The foreign currencies the Bank deals with are predominantly United States Dollars (USD), Swiss Franc (CHF) and Great Britain Pounds (GBP). The rates used for translation as at 31 December 2016 and 2015 are as follows:

CURRENCY	2016	2015
	EUR	EUR
1 USD	0.9487	0.9185
1 CHF	0.9312	0.9229
1 GBP	1.1680	1.3625

An analysis of the Bank's sensitivity to an increase or decrease in foreign currency rates is as follows:

<i>in thousands of EUR</i>	USD		CHF		GBP	
	2016	2015	2016	2015	2016	2015
Sensitivity rates	5%					
Profit or loss						
+5% of Euro	10.85	11.70	51.60	(2.65)	7.3	1.45
- 5% of Euro	(10.85)	(11.70)	(51.60)	2.65	(7.3)	(1.45)

The Bank's exposure to foreign currency risk is as follows:

All amounts are translated in thousands of EUR

31 December 2016	EUR	USD	CHF	GBP	Total
Financial Assets					
Cash on hand and at banks	7,225	1,785	3,565	116	12,691
Balances with CBK	27,248	-	-	-	27,248
Loans and advances to banks	600	-	-	-	600
Available for Sale investments	18,267	-	-	-	18,267
Loans and advances to customers	103,149	-	-	-	103,149
Other financial assets	237	-	-	-	237
Total financial assets	156,726	1,785	3,565	116	162,192
Financial Liabilities					
Due to customers	136,953	1,030	2,592	23	140,598
Subordinated debt	1,845	-	-	-	1,845
Other liabilities	4,248	-	-	-	4,248
Total financial liabilities	1,346	-	-	-	1,346
Net foreign currency position	144,392	1,030	2,592	23	148,037
Net foreign currency position	12,334	755	973	93	14,155

Banka për Biznes Sh.a.**Notes to the financial statements**

For the year ended 31 December 2016

*(Amounts in thousands of EUR, unless otherwise stated)***25. FINANCIAL RISK MANAGEMENT (CONTINUED)****c) Market risk (continued)***All amounts are translated in thousands of EUR*

31 December 2015	EUR	USD	CHF	GBP	Total
Financial Assets					
Cash on hand and at banks	7,400	1,202	1,730	291	10,623
Balances with CBK	22,576	-	-	-	22,576
Loans and advances to banks	960	-	-	-	960
Available-for-sale investments	10,372	-	-	-	10,372
Loans and advances to customers	87,025	-	-	-	87,025
Other financial assets	291	-	-	-	291
Total financial assets	128,624	1,202	1,730	291	131,847
Financial Liabilities					
Due to customers	112,835	968	1,783	262	115,848
Subordinated debt	1,848	-	-	-	1,848
Borrowings	3,017	-	-	-	3,017
Other liabilities	651	-	-	-	651
Total financial liabilities	118,351	968	1,783	262	121,364
Net foreign currency position	10,273	234	(53)	29	10,483

d) Liquidity risk

Liquidity risk is the risk that the Bank will encounter difficulty in meeting obligations from its financial liabilities.

The Bank's approach to managing liquidity is to ensure, as far as possible, that it will always have sufficient liquidity to meet its liabilities when due, under both normal and stressed conditions, without incurring unacceptable losses or risking damage to the Bank's reputation.

The Liquidity Risk Management Committee ("LRMC") receives information from the department of foreign payments and other departments regarding the liquidity profile of their financial assets and liabilities and details of other projected cash flows arising from projected future business. The LRMC in cooperation with foreign payments then establishes a portfolio of short-term liquid assets, largely made up of short-term loans and advances to banks, to ensure that sufficient liquidity is maintained within the Bank.

The daily liquidity position and market conditions are regularly monitored. All liquidity policies and procedures are subject to review and approval by LRMC and ALCO. Daily reports cover the liquidity position of the Bank. Liquidity reports are submitted monthly to CBK.

Exposure to liquidity risk

The Bank has access to a diverse funding base. Funds are raised using a broad range of instruments including customers' deposits, subordinated debt and share capital.

Flexibility limits dependence on any one source of funds and generally lowers the cost of funds. The Bank strives to maintain a balance between continuity of funding and flexibility through the use of liabilities with a range of maturities. The Bank continually assesses liquidity risk by identifying and monitoring changes in funding required to meet business goals and targets set in terms of the overall Bank strategy. In addition, the Bank holds a portfolio of liquid assets as part of its liquidity risk management strategy.

Banka pē Biznes Sh.a.**Notes to the financial statements**

For the year ended 31 December 2016

*(Amounts in thousands of EUR, unless otherwise stated)***25. FINANCIAL RISK MANAGEMENT (CONTINUED)****d) Liquidity risk (continued)****Management of liquidity risk**

Residual contractual maturities of financial assets and liabilities

The following tables show the discounted cash flows of the Bank's financial liabilities and unrecognized loan commitments and guarantees on the basis of their earliest possible contractual maturity. The Bank's expected cash flows of these instruments vary significantly from this analysis. For example, demand accounts are expected to maintain a stable or increasing balance.

31 December 2016	Up to 1 Month	1 to 3 Months	3 to 6 Months	6 to 12 Months	Over 12 Months	Total
Financial Assets						
Cash on hand and at banks	12,691	-	-	-	-	12,691
Balances with CBK	27,248	-	-	-	-	27,248
Loans and advances to banks	-	350	-	200	50	600
Loans and advances to customers	4,282	6,616	8,761	17,724	65,766	103,149
Available for sale investments	-	70	3,799	7,016	7,383	18,268
Other financial assets	237	-	-	-	-	237
Total	44,458	7,036	12,560	24,940	73,199	162,193
Financial Liabilities						
Due to customers	76,585	3,424	10,512	37,520	12,557	140,598
Subordinated debt	-	4	41	-	1,800	1,845
Subordinated debt	-	45	48	800	3,355	4,248
Other liabilities	1,346	-	-	-	-	1,346
Contingent liabilities from guarantees	2,168	-	-	-	-	2,168
Unused credit commitments	5,615	-	-	-	-	5,615
Total	85,714	3,473	10,601	38,320	17,712	155,820
Liquidity gap	(41,256)	3,563	1,959	(13,380)	55,487	6,373

31 December 2015	Up to 1 Month	1 to 3 Months	3 to 6 Months	6 to 12 Months	Over 12 Months	Total
Financial Assets						
Cash on hand and at banks	10,623	-	-	-	-	10,623
Balances with CBK	22,576	-	-	-	-	22,576
Loans and advances to banks	100	306	-	454	100	960
Available-for-sale financial assets	1,750	649	2,938	300	4,735	10,372
Loans and advances to customers	4,512	6,105	8,696	15,890	51,822	87,025
Other financial assets	291	-	-	-	-	291
Total	39,852	7,060	11,634	16,644	56,657	131,847
Financial Liabilities						
Due to customers	64,840	4,629	3,626	28,047	14,706	115,848
Subordinated debt	-	7	41	-	1,800	1,848
Borrowings	-	17	-	400	2,600	3,017
Other liabilities	651	-	-	-	-	651
Guarantees issued	7,499	-	-	-	-	7,499
Unused credit commitments	4,911	-	-	-	-	4,911
Total	77,901	4,653	3,667	28,447	19,106	133,774
Liquidity gap	(38,049)	2,407	7,967	(11,803)	37,551	(1,927)

Banka pē Biznes Sh.a.**Notes to the financial statements**

For the year ended 31 December 2016

*(Amounts in thousands of EUR, unless otherwise stated)***25. FINANCIAL RISK MANAGEMENT (CONTINUED)****e) Operational risk**

Taking into consideration the Bank's business model and the decentralized decision making process within the Bank, operational risk is considered as a very important factor and inclusive part of the overall business management. In this line, and in compliance with Basel II principles, operational risk is defined as the risk of loss resulting from inadequate or failed internal processes, people and systems, or from certain external events. This definition includes legal risk, but excludes strategic and reputational risk.

The Bank applies a wide range of principles aiming to establish an effective management of its own operations. Operational risk management contains the following basic elements:

- Business model and its related operations are simple. The Bank aims a high level of transparency, diversified operations and sound system of controls.
- Segregation of duties, and application of "four eye" principles when necessary and possible.
- Appropriate documentation of all processes within the Bank. These processes are supported and documented with procedures, manuals and other additional instructions. The same documents are made available to the relevant employees.
- All processes are subject to internal controls at different stages, which are continuously assessed for effectiveness and efficiency.
- Internal audit function is established and reports to the Audit Committee.
- The recruitment of personnel is based on the required competencies.
- The Bank continuously invests on information technology security.

These principles are compiled by risk management Department and approved by the Bank's Management Board and the Board of Directors, and are subject to annual reviews and changes in line with the business development. Operational risk management strategy is supplemented by the operational risk policy. Moreover, the basic principles of operational risk management are reflected in details in the procedure for identification, assessment, and treatment of operational events as an integral part of the operational risk management.

The Bank has established the risk management Department and operational risk sector. Moreover, the Bank has developed an operational risk database where all risky events/incidents are registered. This enables the reporting of incidents to operational risk management committee, Management Board and Board of Directors on regular basis.

The internal control system is established based on the 'four eyes' principle where it is possible, and enables the segregation of functions and duties within the Bank. In addition, all Bank's sectors and units perform routine control with the purpose of ensuring that daily operations are correctly done by the respective employees. Furthermore, during 2015 the Bank has structured the internal controlling unit, aiming to avoid and minimize the number of events/incidents associated with operational risk. In this regard a number of key risk indicators has been determined that are monitored on regular periods.

Furthermore, during 2016 the bank has restructured the internal control function and allocated responsibilities amongst the Operational Risk and Internal Control. In this case the monitoring of key indicators remain part of Operational Risk and these indicators are collected and reported on a regular basis. Operational risk provision are included also in note 22 other liabilities and other provisions.

Banka për Biznes Sh.a.**Notes to the financial statements**

For the year ended 31 December 2016

*(Amounts in thousands of EUR, unless otherwise stated)***25. FINANCIAL RISK MANAGEMENT (CONTINUED)****f) Capital risk management**

The Bank manages its capital to ensure that the Bank will be able to continue as a going concern while maximizing the return to shareholders through the optimisation of the debt and equity balance. The Bank's overall strategy remains unchanged from 2015.

The equity structure of the Bank comprises share capital, reserves and retained earnings. The Bank's policy is to maintain a strong capital base so as to maintain investor, creditor and market confidence and to sustain future development of the business. The impact of the level of capital on shareholder return is also recognised and the Bank recognises the need to maintain a balance between the higher returns that might be possible with greater gearing and the advantages and security afforded by a sound capital position.

Regulatory capital

The Bank monitors the adequacy of its capital using, among other measures, the rules and ratios established by the Central Bank of Kosovo ("CBK"). The Capital Adequacy Ratio is the proportion of the regulatory capital to risk weighted assets, off balance-sheet items and other risks, expressed as a percentage. The minimum required Capital Adequacy Ratio is 8% for Tier 1 capital and 12% for total own funds.

Risk-Weighted Assets (RWAs)

Assets are weighted according to broad categories of national risk, being assigned a risk weighting according to the amount of capital deemed to be necessary to support them. Six categories of risk weights (0%, 20%, 50%, 75%, 100%, 150%) are applied; for example cash and money market instruments have a zero risk weighting which means that no capital is required to support the holding of these assets. Property and equipment carries a 100% risk weighting, meaning that it must be supported by capital (Tier 1) equal to 8% of the carrying amount. Off-balance-sheet credit related commitments are taken into account. The amounts are then weighted for risk using the same percentages as for on-balance-sheet assets.

	2016	2015
Total risk weighted assets	99,926	82,753
Total risk weighted off balance exposures	1,398	2,076
Total risk weighted assets for operational risk	10,545	9,600
Total	111,869	94,429
Regulatory capital (Total Capital)	16,526	12,848
Capital adequacy ratio (Total Capital)	14.77%	13.61%

Banka për Biznes Sh.a.**Notes to the financial statements**

For the year ended 31 December 2016

*(Amounts in thousands of EUR, unless otherwise stated)***26. RELATED PARTY TRANSACTIONS**

Parties are considered to be related if one of them has the ability to control the other or exercise significant influence over the one making financial and operating decisions. Ultimate controlling parties are shareholders listed in the note 23 shareholders equity and reserves.

In considering each possible related party relationship, attention is directed to the substance of the relationship and not merely to the legal form.

A summary of related party balances at the end of year are as follows:

	31 December 2016		31 December 2015	
Assets:				
<i>Loans outstanding at end of year with shareholders and key management</i>	CBK Rating*		CBK Rating*	
Enrad-Ex Newco Jugo Term	A	1,553	A	1,561
Eng Office	A	613	A	660
Ismet Sylejmani (Vatani shpk)	A	95	A	52
Uniprojekt	A	187	A	252
Naser Aliu-Uniprojekt	A	12	A	12
Besnik Vrella- Uniprojekt	A	13	A	14
Sokol Krasniqi	A	3	A	6
Brymako	A	3	C	28
Ahmet Arifi	A	21	A	27
Naim Abazi (Medianam shpk)	A	16	B	180
Flamur Bryma	B	167	A	30
DMTH sh.p.k	A	-	A	11
Other shareholders and management	A	98	A	130
Total		2,781		2,963
Guarantees and letters of credit with shareholders	A	40	A	21
Loans and advances to Banka Di Cividale		-		-

*) A: Standard category

B: Watch category

C: Substandard category

	2016	2015
Loans to shareholders, gross	2,683	2,827
Allowance for impairment	(12)	(63)
Total Loans to shareholders, net	2,671	2,764
Cash collateral	(2,525)	(2,032)
Net exposure to shareholders	146	734
	2016	2015
Loans to management and BoD members, gross	98	136
Loans to management, net	98	136
Cash collateral	(69)	(57)
Net exposure to management	29	79

Banka për Biznes Sh.a.**Notes to the financial statements**

For the year ended 31 December 2016

*(Amounts in thousands of EUR, unless otherwise stated)***26. RELATED PARTY TRANSACTIONS (CONTINUED)**

	31 December 2016	31 December 2015
Liabilities:		
<i>Customer accounts with shareholders</i>		
Caffe group n.t.sh	29	-
Mejdi Rexhepi	227	308
Newco Jugo Term	-	30
Rrustem Aliaj	20	39
Malesia Reisen	44	-
Frutex sh.p.k	40	-
Shaqir Palushi	3	-
Besnik Vrella- Uniprojekt	15	2
Ahmet Arifi	-	2
Vatani Sh.p.k	1	-
DMTH sh.p.k	-	34
Moneta sh.p.k	227	-
Nazmi Vça	-	3
Sokol Krasniqi	3	-
Medianam Sh.p.k	1	-
Other shareholders and management	62	1
Total	672	419
Borrowing from EBRD	2,000	1,000
Total liabilities	2,672	1,419

Following are the transactions made with related parties during the year.

	2016	2015
Income		
Interest income from loans and advances	117	210
Total interest income	117	210
Expenses		
Interest expenses for subordinated debt from EBRD	112	100
Key management compensation	342	318
Board of directors compensation	38	43
Total expenses	492	461

27. SUBSEQUENT EVENTS

There are no significant events after the reporting date that may require adjustment or disclosure in the financial statements.







Banka e vendit tënd