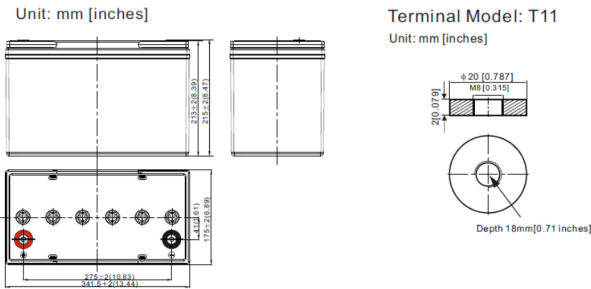


RPower RB121000L (12V 100Ah Pure Lead)

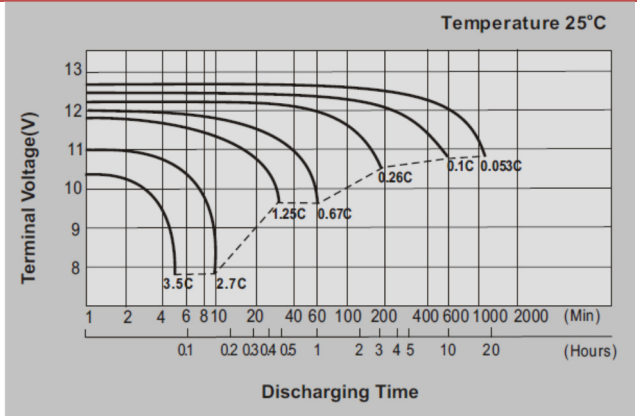
Floating Life at 20°C designed for 20 years

EAN: 4260123689988

Dimensions



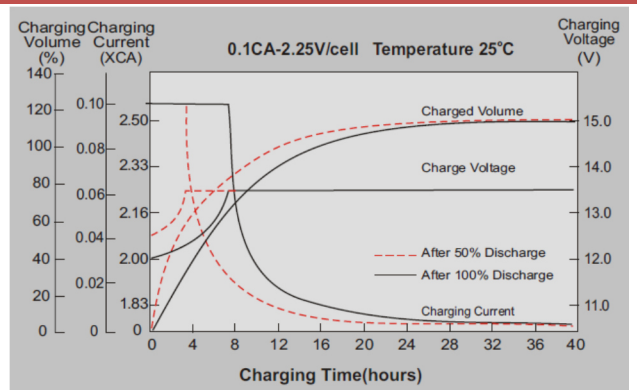
Discharge Characteristics



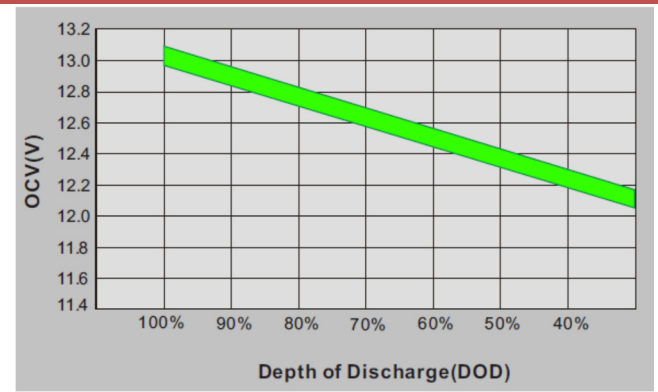
Specifications

| | | |
|---|--------------|-----------------------------|
| Nominal Voltage | | 12V |
| Capacity (10hr@25°C@1.8V/C) | | 100Ah |
| Dimensions | Length | 341mm (13.44inch) |
| | Width | 175mm (6.89inch) |
| | Height | 213mm (8.39inch) |
| | Total Height | 215mm (8.46inch) |
| Approx. Weight | | 32.5kg (71.5lbs) |
| Maximum charging current | | 30A |
| Maximum discharge current | | 1250A (5sec.) |
| Internal resistance | | Approx. 3.5mΩ |
| Capacity affected by temperature (20hr) | 40°C | 103% |
| | 25°C | 100% |
| | 0°C | 86% |
| | -15°C | 65% |
| Self-discharge (25°C) | 3 month | Remaining Capacity: 91% |
| | 6 month | Remaining Capacity: 82% |
| | 12 month | Remaining Capacity: 65% |
| Nominal operating temperature | | 25°C ±3°C (77°F±5°F) |
| Operating temperature range | | -20°C ~ 55°C (-4°F ~ 131°F) |
| Float charging voltage (25°C) | | 13.50V |
| Terminal material | | Copper |

Charging Characteristics



Open Circuit Voltage vs The Depth of Discharge



Constant Current Discharge Characteristics (Ampere / Battery, 25°C)

| F.V/ TIME | 10min | 15min | 20min | 30min | 45min | 1h | 2h | 3h | 4h | 5h | 8h | 10h | 20h |
|-----------|-------|-------|-------|-------|-------|------|------|------|------|------|------|------|------|
| 11.1V | 194,1 | 160,4 | 137,7 | 106,8 | 79,3 | 61,7 | 34,3 | 24,5 | 19,7 | 16,6 | 11,5 | 9,8 | 5,19 |
| 10.8V | 216,6 | 176,2 | 147,6 | 111,9 | 82,2 | 64,0 | 35,4 | 25,4 | 20,3 | 17,0 | 11,8 | 10,0 | 5,30 |
| 10.5V | 229,7 | 184,3 | 153,9 | 115,5 | 84,5 | 65,7 | 36,2 | 25,9 | 20,8 | 17,4 | 12,0 | 10,1 | 5,38 |
| 10.2V | 241,9 | 192,0 | 158,6 | 118,9 | 86,3 | 67,0 | 36,9 | 26,4 | 21,1 | 17,7 | 12,1 | 10,3 | 5,42 |
| 9.90V | 262,2 | 204,1 | 166,2 | 122,0 | 87,6 | 68,0 | 37,5 | 26,9 | 21,4 | 18,0 | 12,3 | 10,4 | 5,46 |
| 9.60V | 276,5 | 212,8 | 172,4 | 125,4 | 89,3 | 69,2 | 38,3 | 27,3 | 21,8 | 18,3 | 12,5 | 10,5 | 5,51 |

Constant Power Discharge Characteristics (Watt / Battery, 25°C)

| F.V/ TIME | 10min | 15min | 20min | 30min | 45min | 1h | 2h | 3h | 4h | 5h | 8h | 10h | 20h |
|-----------|--------|--------|--------|--------|--------|-------|-------|-------|-------|-------|-------|-------|------|
| 11.1V | 2209,8 | 1840,8 | 1590,0 | 1247,4 | 940,2 | 733,8 | 411,0 | 294,6 | 237,6 | 201,0 | 140,4 | 119,4 | 63,6 |
| 10.8V | 2426,4 | 1995,6 | 1687,2 | 1298,4 | 969,6 | 756,6 | 421,8 | 304,2 | 244,2 | 205,2 | 142,8 | 121,8 | 64,8 |
| 10.5V | 2547,0 | 2067,6 | 1744,8 | 1329,6 | 988,8 | 772,8 | 429,6 | 309,0 | 249,0 | 209,4 | 145,2 | 123,0 | 65,4 |
| 10.2V | 2641,2 | 2128,2 | 1780,8 | 1357,2 | 1003,8 | 783,6 | 435,6 | 313,8 | 252,0 | 212,4 | 146,4 | 124,2 | 66,0 |
| 9.90V | 2835,0 | 2239,2 | 1850,4 | 1386,6 | 1015,2 | 792,6 | 441,6 | 318,0 | 255,0 | 215,4 | 148,2 | 125,4 | 66,6 |
| 9.60V | 2909,4 | 2286,0 | 1888,2 | 1407,6 | 1023,6 | 799,2 | 446,4 | 321,0 | 257,4 | 217,2 | 149,4 | 126,0 | 67,2 |

Valid from 12-2014